



NOVA

University of Newcastle Research Online

[nova.newcastle.edu.au](http://nova.newcastle.edu.au)

Angelelli, Enrico; Kalinowski, Thomas; Kapoor, Reena; Savelsbergh, Martin W. "A reclaimer scheduling problem arising in coal stockyard management". Published in *Journal of Scheduling* Vol. 19, Issue 5, p. 563-582 (2016).

Available from: <http://dx.doi.org/10.1007/s10951-015-0436-y>

This is a post-peer-review, pre-copyedit version of an article published in the *Journal of Scheduling*. The final authenticated version is available online at:

<http://dx.doi.org/10.1007/s10951-015-0436-y>

Accessed from: <http://hdl.handle.net/1959.13/1343883>

# A reclaimer scheduling problem arising in coal stockyard management\*

Enrico Angelelli  
*University of Brescia, Italy*

Thomas Kalinowski, Reena Kapoor  
*University of Newcastle, Australia*

Martin W.P. Savelsbergh  
*Georgia Institute of Technology, USA*

January 5, 2015

## Abstract

We study a number of variants of an abstract scheduling problem inspired by the scheduling of reclaimers in the stockyard of a coal export terminal. We analyze the complexity of each of the variants, providing complexity proofs for some and polynomial algorithms for others. For one, especially interesting variant, we also develop a constant factor approximation algorithm.

**Keywords:** reclaimer scheduling, stockyard management, approximation algorithm, complexity

## 1 Introduction

We investigate a scheduling problem that arises in the management of a stockyard at a coal export terminal. Coal is marketed and sold to customers by brand. The brand of coal dictates its characteristics, for example the range in which its calorific value, ash, moisture and/or sulphur content lies. In order to deliver a brand required by a customer, coal from different mines, producing coal with different characteristics, is “mixed” in a stockpile at the stockyard of a coal terminal to obtain a blended product meeting the required brand characteristics. Stackers are used to add coal that arrives at the terminal to stockpiles in the yard and reclaimers are used to reclaim completed stockpiles for delivery to waiting ships at the berths.

We focus on the scheduling of the reclaimers. The stockyard motivating our investigation has four pads on which stockpiles are build. A stockpile takes up the entire width of a pad and a portion of its length. Each pad is served by two reclaimers that cannot pass each other and each reclaimer serves two pads, one on either side of the reclaimer. Effective reclaimer scheduling, even though only one of component of the management of the stockyard management at a coal terminal, is a critical component, because reclaimers tend to be the constraining entities in a coal terminal (reclaiming capacity, in terms of tonnes per hour, is substantially lower than stacking capacity).

In order to gain a better understanding of the challenges associated with reclaimer scheduling, we introduce an abstract model of reclaimer scheduling and study the complexity of different variants of the model as well as algorithms for the solution of these variants. Our investigation has not only resulted in insights that may be helpful in improving stockyard efficiency, but has also given rise to a new and intriguing class of scheduling problems that has proven to be surprisingly rich. One reason is that the travel time of the reclaimers, i.e., the time between the completion of the reclaiming of one stockpile and the start of the reclaiming of a subsequent stockpile, cannot

---

\*This research was supported by ARC Linkage Grant nos. LP0990739 and LP110200524, and by the HVCCC and Triple Point Technology.

be ignored. Another reason is the interaction between the two reclaimers, caused by the fact that they cannot pass each other.

The remainder of the paper is organized as follows. In Section 2, we provide background information on the operation of a coal export terminal and the origin of the reclaimer scheduling problem. In Section 3, we provide a brief literature review. In Section 4, we introduce the abstract model of the reclaimer scheduling problem that is the focus of our research and we introduce a graphical representation of schedules that will be used throughout the paper. In Sections 5 and 6, we present the analysis of a number of variants of the reclaimer scheduling problem. In Section 7, we give some final remarks and discuss future research opportunities.

## 2 Background

The Hunter Valley Coal Chain (HVCC) refers to the inland portion of the coal export supply chain in the Hunter Valley, New South Wales, Australia, which is the largest coal export supply chain in the world in terms of volume. Most of the coal mines in the Hunter Valley are open pit mines. The coal is mined and stored either at a railway siding located at the mine or at a coal loading facility used by several mines. The coal is then transported to one of the terminals at the Port of Newcastle, almost exclusively by rail. The coal is dumped and stacked at a terminal to form stockpiles. Coal from different mines with different characteristics is “mixed” in a stockpile to form a coal blend that meets the specifications of a customer. Once a vessel arrives at a berth at the terminal, the stockpiles with coal for the vessel are reclaimed and loaded onto the vessel. The vessel then transports the coal to its destination. The coordination of the logistics in the Hunter Valley is challenging as it is a complex system involving 14 producers operating 35 coal mines, 27 coal load points, 2 rail track owners, 4 above rail operators, 3 coal loading terminals with a total of 8 berths, and 9 vessel operators. Approximately 1700 vessels are loaded at the terminals in the Port of Newcastle each year. For a more in-depth description of the Hunter Valley Coal Chain see Boland and Savelsbergh (Boland et al. (2012)).

An important characteristic of a coal loading terminal is whether it operates as a cargo assembly terminal or as a dedicated stockpiling terminal. When a terminal operates as a cargo assembly terminal, it operates in a “pull-based” manner, where the coal blends assembled and stockpiled are based on the demands of the arriving ships. When a terminal operates as dedicated stockpiling terminal, it operates in a “push-based” manner, where a small number of coal blends are built in dedicated stockpiles and only these coal blends can be requested by arriving vessels. We focus on cargo assembly terminals as they are more difficult to manage due to the large variety of coal blends that needs to be accommodated.

Depending on the size and the blend of a cargo, the assembly may take anywhere from three to seven days. This is due, in part, to the fact that mines can be located hundreds of miles away from the port and getting a trainload of coal to the port takes a considerable amount of time. Once the assembly of a stockpile has started, it is rare that the location of the stockpile in the stockyard is changed; relocating a stockpile is time-consuming and requires resources that can be used to assemble or reclaim other stockpiles. Thus, deciding where to locate a stockpile and when to start its assembly is critical for the efficiency of the system. Ideally, the assembly of the stockpiles for a vessel completes at the time the vessel arrives at a berth (i.e., “just-in-time” assembly) and the reclaiming of the stockpiles commences immediately. Unfortunately, this does not always happen due to the limited capacities of the resources in the system, e.g., stockyard space, stackers, and reclaimers, and the complexity of the stockyard planning problem.

A seemingly small, but in fact crucial component of the planning process is the scheduling of the reclaimers, because reclaimers tend to be the constraining entities in a coal terminal (the reclaiming capacity is substantially lower than the stacking capacity).

The characteristics of the reclaimer scheduling problems studied in this paper are motivated by those encountered at a stockyard at one of the cargo assembly terminals at the Port of Newcastle. At this particular terminal, the stockyard has four pads,  $A$ ,  $B$ ,  $C$ , and  $D$ , on which cargoes are assembled. Coal arrives at the terminal by train. Upon arrival at the terminal, a train dumps its contents at one of three dump stations. The coal is then transported on a conveyor to one of

the pads where it is added to a stockpile by a stacker. There are six stackers, two that serve pad *A*, two that serve pad *B* and pad *C*, and two that serve pad *D*. A single stockpile is built from several train loads over several days. After a stockpile is completely built, it dwells on its pad for some time (perhaps several days) until the vessel onto which it is to be loaded is available at one of the berths. A stockpile is reclaimed using a bucket-wheel reclaimer and the coal transferred to the berth on a conveyor. The coal is then loaded onto the vessel by a shiploader. There are four reclaimers, two that serve pad *A* and pad *B* and two that serve pad *C* and pad *D*. Both stackers and reclaimers travel on rails at the side of a pad. Stackers and reclaimers that serve that same pads cannot pass each other.

A brief overview of the events driving the cargo assembly planning process is presented next. An incoming vessel alerts the coal chain managers of its pending arrival at the port. This announcement is referred to as the vessel’s nomination. Upon nomination, a vessel provides its estimated time of arrival (*ETA*) and a specification of the cargoes to be assembled to the coal chain managers. As coal is a blended product, the specification includes for each cargo a recipe indicating from which mines coal needs to be sourced and in what quantities. At this time, the assembly of the cargoes (stockpiles) for the vessel can commence. A vessel cannot arrive at a berth prior to its *ETA*, and often a vessel has to wait until after its *ETA* for a berth to become available. Once at a berth, and once all its cargoes have been assembled, the reclaiming of the stockpiles (the loading of the vessel) can begin. A vessel must be loaded in a way that maintains its physical balance in the water. As a consequence, for vessels with multiple cargoes, there is a predetermined sequence in which its cargoes must be reclaimed. The goal of the planning process is to maximize the throughput without causing unacceptable delays for the vessels.

For a given set of vessels arriving at the terminal, the goal is thus to assign each cargo of a vessel to a location in the stockyard, schedule the assembly of these cargoes, and schedule the reclaiming of these cargoes, so as to minimize the average delay of the vessels, where the delay of a vessel is defined to be the difference between the departure time of the vessel (or equivalently the time that the last cargo of the vessel has been reclaimed) and the earliest time the vessel could depart under ideal circumstances, i.e., the departure time if we assume the vessel arrives at its *ETA* and its stockpiles are ready to be reclaimed immediately upon its arrival.

When assigning the cargoes of a vessel to locations in the stockyard, scheduling their assembly, and scheduling their reclaiming, the limited stockyard space, stacking rates, reclaiming rates, and reclaimer movements have to be accounted for.

Since reclaimers are most likely to be the constraining entities in the system, reclaimer activities need to be modeled at a fine level of detail. That is all reclaimer activities, e.g., the reclaimer movements along its rail track and the reclaiming of a stockpile, have to be modeled in continuous time.

When deciding a stockpile location, a stockpile stacking start time, and a stockpile reclaiming start time, a number of constraints have to be taken into account: at any point in time no two stockpiles can occupy the same space on a pad, reclaimers cannot be assigned to two stockpiles at the same time, reclaimers can only be assigned to stockpiles on pads that they serve, reclaimers serving the same pad cannot pass each other, the stockpiles of a vessel have to be reclaimed in a specified reclaim order and the time between the reclaiming of consecutive stockpiles of a vessel can be no more than a prespecified limit, the so-called continuous reclaim time limit, and the reclaiming of the first stockpile of a vessel cannot start before *all* stockpiles of that vessel have been stacked. We focus on some of the aspects of real world reclaimer scheduling as specified in Section 4.

The reclaiming of a stockpile using a bucket wheel reclaimer is conducted in a series of long travel bench cuts. For each cut, the reclaimer moves along the whole length of the stockpile with a fixed boom position. Then the boom is adjusted for the next cut, the reclaimer turns around and moves along the stockpile in the opposite direction as indicated in Figure 1. The reclaiming process is fully automated and a typical stockpile is reclaimed in three benches with approximately 55 cuts. In our simplified model we assume that a stockpile is reclaimed while a reclaimer moves along it exactly once.

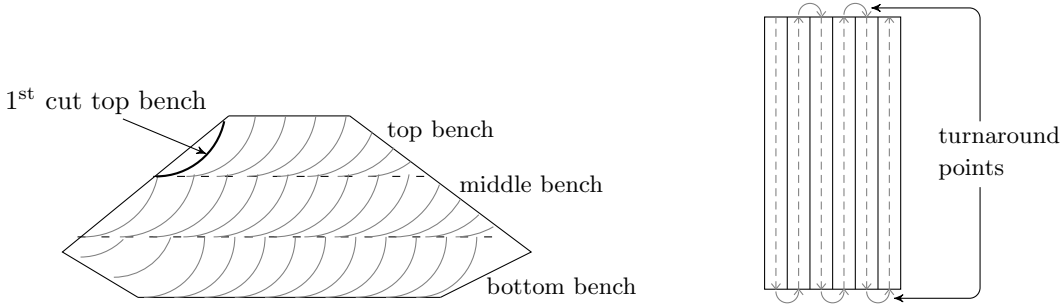


Figure 1: A cross section (left) and an aerial view (right) of a stockpile, illustrating the long travel bench cut.

### 3 Literature Review

The scheduling of bucket wheel reclaimers in a coal terminal has some similarities to the scheduling of quay and yard cranes in container terminals. When a vessel arrives at a container terminal, import containers are taken off the vessel and mounted onto trucks by quay cranes and then unloaded by yard cranes at various locations in the yard for storage. In the reverse operation, export containers are loaded onto trucks by yard cranes at the yard, are off-loaded at the quay, and loaded onto a vessel by quay cranes. Both reclaimers and cranes move along a single rail track and therefore cannot pass each other, and handle one object at a time (a stockpile in the case of a bucket wheel reclaimer and a container in the case of quay or yard cranes). Furthermore, in coal terminals as well as container terminals maximizing throughput, i.e., minimizing the time it takes to load and/or unload vessels, is the primary objective, and achieving a high throughput depends strongly on effective scheduling of the equipment.

However, there are also significant differences between the scheduling of bucket wheel reclaimers in a coal terminal and the scheduling of quay and yard cranes in the container terminals. The number of containers that has to be unloaded from or loaded onto a vessel in a container terminal is much larger than the number of cargoes that has to be loaded onto a vessel in a coal terminal. As a result, the sequencing of operations (e.g., respecting precedence constraints between the unloading/loading of containers) is much more challenging and a primary focus in crane scheduling problems. On the other hand, containers and holds of a vessel has fixed length whereas stockpiles can have an arbitrary length. As a consequence, the time between the completion of one task and the start of the next task (to account for any movement of equipment) can only take on a limited number of values in crane scheduling problems at a container terminal, especially in quay crane scheduling, and can take on any value in reclaimer scheduling problem.

Below, we give a brief overview of the literature on scheduling of quay and yard cranes in container terminals.

Most of the literature on quay crane scheduling focuses on a static version of the problem in which the number of vessels, berth assignments, and the quay crane assignments for each vessel are known in advance for the entire planning horizon.

Daganzo (1989) studies the optimal assignment quay cranes (QCs) to the holds of multiple vessels. In the considered setting, a task refers to the loading or unloading of a single hold of a vessel and any precedence constraints between the containers of a single hold are not accounted for. Crane movement time between different holds is assumed to be negligible. The fact that QCs cannot pass each other is not explicitly considered. A mixed integer programming formulation minimizing the (weighted) sum of departure times of the vessels is presented. Some heuristics for a dynamic variant, in which vessel arrival times are uncertain are also proposed. Peterkofsky and Daganzo (1990) develop a branch-and-bound algorithm for the same problem that is able to solve larger problem instances.

Kim and Park (2004) studies the scheduling of multiple QCs simultaneously operating on a single vessel taking into account precedence constraints between containers and no-passing con-

straints between QCs. In their setting, a task refers to a “cluster”, where a cluster represents a collection of adjacent slots in a hold and a set of containers to be loaded into/unloaded from these slots. The objective is to minimize a weighted combination of the load/unload completion time of the vessel and the sum of the completion times of the QCs, with higher weight for the load/unload completion time. The sum of the completion times of the QCs is included in the objective to ensure that QCs will be available to load/unload other vessels as early as possible. The problem is modeled as an parallel machine scheduling problem. A MIP formulation is presented and branch-and-bound algorithm is developed for its solution. A greedy randomized adaptive search procedure (GRASP) is developed to handle instances where the branch-and-bound algorithm takes too much time. Moccia et al. (2006) have strengthened the MIP formulation of Kim and Park (2004) by deriving sets of valid inequalities. They propose a branch-and-cut algorithm to solve the problem to optimality.

Ng and Mak (2006) also study the scheduling of multiple QCs for a single vessel with the objective of minimizing the loading/unloading time. In their setting, a task refers to the loading/unloading of a single hold, but *no-passing* constraints for the QCs are explicitly taken into account. A heuristic that partitions the holds of the vessel into non-overlapping zones and assigns a QC to each zone is proposed. The optimal zonal partition is found by dynamic programming. Zhu and Lim (2006) consider the same setting, but formulate a mixed integer programming model and propose a branch-and-bound algorithm for its solution (which outperforms CPLEX on small instances). A simulated annealing algorithm is developed to handle larger instances.

Liu et al. (2006) study a dynamic variant of the problem considered by Daganzo (1989), which accounts for movement time of QCs and that QCs cannot pass each other, and enforces a minimum separation between vessels. By limiting the movement of QCs to be unidirectional, i.e., either from “stern to bow” or from “bow to stern” when loading/unloading a vessel, it becomes relatively easy to handle the no-passing constraint and to enforce a minimum separation. The objective is to minimize the time to load/unload multiple vessels. A heuristic is proposed for the solution of the problem. Lim et al. (2007) study a static, single vessel setting and also adopt a unidirectional movement restriction for QCs to handle the no-passing constraint. When a task refers to the loading/unloading of a hold, it is shown that there always exists an optimal schedule among the unidirectional schedules. Since a unidirectional schedule can be easily obtained for a given task-to-QC assignment, a simulated annealing algorithm is proposed to explore the space of task-to-QC assignments.

For a more detailed, more comprehensive survey of crane scheduling, the reader is referred to Bierwirth and Meisel (2010).

Recently Legato et al. (2012) presented a refined version of an existing mixed integer programming formulation of the QC scheduling problem incorporating many real-life constraints, such as QC service rates, QC ready and due times, QC no-passing constraints, and precedence constraints between groups of containers. Unidirectional QC movements can be captured in the model as well. The best-known branch-and-bound algorithm (i.e., from Bierwirth and Meisel (2009)) is improved with new lower bounding and branching techniques.

Yard crane (YC) scheduling is another critical component of the efficient operation of a container terminal. The yard is typically divided into several storage blocks and YCs are used to transfer containers between these storage blocks and trucks (or prime movers). YCs are either rail mounted or rubber wheeled. The rubber wheeled YCs have the flexibility to move from one yard block to another while rail mounted YCs are restricted to work on a single yard block.

Kim and Kim (1999) study the problem of minimizing the sum of the set up times and the travel times of single YC. Their mixed integer programming model determines the optimal route for the YC as well as the containers to be picked up by the YC in each of the storage blocks. Because of the excessive solve times of the mixed integer program for large instances, two heuristics are proposed in Kim and Kim (2003).

Zhang et al. (2002) study the problem of scheduling a set of YCs covering a number of storage blocks so as to minimize the total tardiness (or delays). A mixed integer program model determines the number of YCs to be deployed in each storage block in each planning period and a lagrangian relaxation based heuristic algorithm is employed to find an optimal solution.

Ng and Mak (2005b,a) studied the problem of scheduling a YC that has to load/unload a given set of containers with different ready times. The objective is to minimize the sum of waiting times. The problem is formulated as mixed integer programming problem, and a branch-and-bound algorithm is developed for its solution. Ng (2005) expands the study to the scheduling of multiple YCs in order to minimize the total loading time or the sum of truck waiting times. Because more than one YC can serve a storage block, a no-passing constraint has to be enforced. A dynamic programming based heuristic is proposed to solve the problem and a lower bound is derived to be able to assess the quality of the solutions produced by the heuristic.

Petering (2009) investigates how the width of the storage blocks affects the efficiency of the operations at a container terminal, given that the number of prime movers, the number of YCs, the service rates of the YCs remain unchanged. A simulation study indicates that the optimal storage block width ranges from 6 to 12 rows, depending on the size and shape of the terminal and the annual number of containers handled by the terminal. Their experimental results further show that restrictive YC mobility due to more storage blocks gives better performance than a system with greater YC mobility.

Only recently, researchers have started to examine the scheduling of equipment in bulk goods terminals. Hu and Yao (2012) consider the problem of scheduling the stacker and reclaiming at a terminal for iron ore. It is assumed that all tasks (stacking and reclaiming operation) are known at the start of the planning horizon. The terminal configuration is such that a single stacker/reclaimer serves two pads, so there is no need to consider a no-passing constraint. A sequence dependent set-up time, as a result of the movement of the stacker/reclaimer between two consecutive tasks, is considered. A mixed integer programming formulation is presented and a genetic algorithm is proposed. Sun and Tang (2013) study the problem of scheduling reclaimers at an iron ore import terminal serving the steel industry. Each reclaim task has a release date and due date, and the goal is to minimize the completion of a set of reclaim tasks. The terminal configuration is not specified and no mention is made of no-passing constraints. A mixed integer programming formulation is presented and a Benders decomposition algorithm is proposed for its solution.

For the single reclaimer case, the fact that the reclaimer has to travel along every stockpile gives it a traveling salesman flavor. The basic traveling salesman problem is trivial when all nodes are on a line, but it becomes difficult when additional constraints, such as time windows, are added (Psaraftis et al. (1990), Tsitsiklis (1992)). In our problem, the single reclaimer case becomes a traveling salesman problem on a line with prescribed edges: the nodes are the endpoints of the stockpiles, and for every stockpile the edge connecting its endpoints has to be traversed in the solution.

## 4 Problem Description

The practical importance of reclaimer scheduling at a coal terminal prompted us to study a set of simplified and idealized reclaimer scheduling problems. These simplified and idealized reclaimer scheduling problems turn out to lead to intriguing and, in some cases, surprisingly challenging optimization problems.

We make the following basic assumptions:

- There are two reclaimers  $R_0$  and  $R_1$  that serve two pads; one on either side of the reclaimers.
- Reclaimer  $R_0$  starts at one end of the stock pads and Reclaimer  $R_1$  starts at the other end of the stock pads.
- Stockpiles are reclaimed by one of the two reclaimers  $R_0$  and  $R_1$  that move forward and backward along a single rail in the aisle between the two pads.
- The reclaimers cannot pass each other but they can go along side by side.
- The reclaimers are identical, i.e., they have the same reclaim speed and the same travel speed.

- Each stockpile has a given length and a given reclaim time (derived from the stockpile's size and the reclaim speed of the reclaimers).
- When a stockpile is reclaimed, it has to be traversed along its entire length by one of the reclaimers, either from left to right or from right to left.
- After reclaiming the stockpiles, the reclaimers need to return to their original position.

Using these basic assumptions, we define a number of variants of the reclaimer scheduling problem:

- Both reclaimers are used for the reclaiming of stockpiles or only one reclaimer ( $R_0$ ) is used to reclaim of stockpiles.
- The positions of the stockpiles on the pads are given or have to be decided. If the positions on the pad are given, it is implicitly assumed that the stockpile positions are feasible, i.e., that stockpiles on the same pad do not overlap. If the positions have to be decided, then both the pad and the location on the pad have to be decided for each stockpile.
- Precedence constraints between stockpiles have to be observed or not. When precedence constraints have to be observed, the reclaim sequence of the stockpiles is completely specified. That is, the precedence constraints form a chain involving all the stockpiles.

The goal in all settings is to reclaim all stockpiles and to minimize the time at which both reclaimers have returned to their original positions.

We use the following notation. When the positions of the stockpiles are given, we have two sets  $J_1 = \{1, \dots, n_1\}$  and  $J_2 = \{n_1 + 1, \dots, n\}$  of stockpiles located on the two identical and opposite pads  $P_1$  and  $P_2$ . We represent a pad by segment  $[0, L]$ , with  $L$  being the length of the pad. Stockpile  $j \in J_1$  occupies a segment  $[l_j, r_j]$  on pad  $P_1$  ( $0 \leq l_j < r_j \leq L$ ). Similarly, stockpile  $j \in J_2$  occupies a segment  $[l_j, r_j]$  on pad  $P_2$ . Stockpiles cannot overlap on the same pad and we assume that  $r_j \leq l_{j+1}$  for  $j \in \{1, \dots, n_1 - 1\}$  and for  $j \in \{n_1 + 1, \dots, n - 1\}$  and that  $r_j, l_j$  for  $j \in \{1, \dots, n\}$  and  $L$  are integers.

Reclaimers start and finish at the two endpoints of the rail, reclaimer  $R_0$  at point 0 and reclaimer  $R_1$  at point  $L$ , and can reclaim stockpiles on either one of the pads (we assume there is no time required to switch from one pad to the other), but they cannot pass each other. A reclaimer can stay idle or move forward and backward at the given speed  $s$ . When reclaiming a stockpile the speed cannot be larger than  $s$ . Without loss of generality, we assume that the reclaim speed is equal to 1 and the travel speed is  $s \geq 1$ . Thus, the time necessary to reclaim stockpile  $j$  is  $p_j = r_j - l_j$ , the length of stockpile  $j$ .

When the positions of the stockpiles are not given but have to be decided, we are given the length  $p_j \in \mathbb{Z}$  of each stockpile  $j$  ( $0 < p_j \leq L$ ) and we have to decide the pad on which to locate the stockpile (either  $P_1$  or  $P_2$ ), the position  $(l_j, r_j)$  of that pad that the stockpile will occupy, and the reclaimer schedules.

#### 4.1 Graphical representation of a feasible schedule

The schedule  $H_k$  of reclaimer  $R_k$  ( $k = 0, 1$ ) with makespan  $C_k$  can be described by a piecewise linear function representing the position of the reclaimer on the rail as a function of time. Such a function can be represented by an ordered list of breakpoints

$$B_k = \left( (t_i^{(k)}, x_i^{(k)}) \in \mathbb{R}^+ \times [0, L] : i = 0, 1, \dots, q_k \right)$$

in the time-space Cartesian plane, where  $0 = t_0^{(k)} < t_1^{(k)} < \dots < t_{q_k}^{(k)} = C_k$ ,  $x_0^{(k)} = x_{q_k}^{(k)} = kL$ . For  $t \in [t_i^{(k)}, t_{i+1}^{(k)}]$  we have

$$H_k(t) = x_i^{(k)} + \frac{x_{i+1}^{(k)} - x_i^{(k)}}{t_{i+1}^{(k)} - t_i^{(k)}} (t - t_i^{(k)}),$$

and the slope between consecutive points  $(t_i^{(k)}, x_i^{(k)})$  and  $(t_{i+1}^{(k)}, x_{i+1}^{(k)})$  is either:



- 0, the reclaimer is idle;
- $+s$ , the reclaimer is moving to the right without processing any stockpile;
- $-s$ , the reclaimer is moving to left without processing any stockpile;
- $+1$ , the reclaimer is moving to right while processing a stockpile on either one of the two pads; and
- $-1$ , the reclaimer is moving to left while processing a stockpile on either one of the two pads.

This is illustrated in Figure 2. A pair  $(H_0, H_1)$  of reclaimer schedules is feasible if:

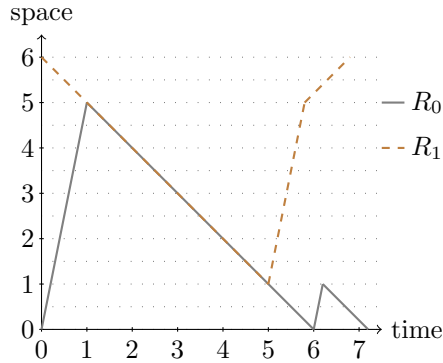


Figure 2: Reclaimer movement in time-space.

1. the two functions  $H_0$  and  $H_1$  satisfy the inequality  $H_1(t) \geq H_0(t), \forall t \geq 0$  (the reclaimers do not pass each other);
2. each interval  $[l_j, r_j]$  is traversed at least once at speed 1 (either from left to right or from right to left); and
3. all other constraints are satisfied, e.g., precedence constraints between stockpiles.

The makespan of a feasible schedule  $(H_0, H_1)$  is  $C = \max(C_0, C_1)$ . Next, we analyze a number of variants of the reclaimer schedule problem. We start by considering variants in which the positions of the stockpiles are given, which means only the schedules of the reclaimers have to be determined. This is followed by considering variants in which the positions of the stockpiles are not given, but have to be determined, which means that both the stockpile positions and the reclaimer schedules have to be determined.

## 5 Reclaimer Scheduling Without Positioning Decisions

### 5.1 No precedence constraints

#### 5.1.1 Single reclaimer

For variants with a single reclaimer, we assume that the active reclaimer is reclaimer  $R_0$  with initial position  $x_0 = 0$ , and that the schedule of reclaimer  $R_1$  is  $H_1(t) = L$  for  $t \geq 0$ .

We start by observing that the optimal makespan  $C^*$  cannot be less than twice the time it takes to reach the farthest stockpile endpoint  $r = \max\{r_{n_1}, r_n\}$  at speed  $s$  plus the additional time to process the stockpiles, i.e.,

$$C^* \geq 2\frac{r}{s} + \sum_{j=1}^n \left[ (r_j - l_j) - \frac{r_j - l_j}{s} \right] \quad (1)$$

---

**Algorithm 1 Forward-Backward**


---

**Input:**  $n_1$  and  $\{(l_j, r_j) \mid j = 1, \dots, n\}$   
Initialize  $q = 0$  and  $B = ((0, 0))$   
**for**  $j = 1, \dots, n_1$  **do**  
    **if**  $l_j \neq x_q$  **then** add  $(t_q + (l_j - x_q)/s, l_j)$  to  $B$  and increase  $q$  by 1  
    Add  $(t_q + (r_j - l_j), r_j)$  to  $B$  and increase  $q$  by 1  
**for**  $j = n, n-1, \dots, n_1 + 1$  **do**  
    **if**  $r_j \neq x_q$  **then** add  $(t_q + |r_j - x_q|/s, r_j)$  to  $B$  and increase  $q$  by 1  
    Add  $(t_q + (r_j - l_j), l_j)$  to  $B$  and increase  $q$  by 1  
**if**  $l_{n_1+1} \neq 0$  **then** add  $(t_q + l_{n_1+1}/s, 0)$  to  $B$  and increase  $q$  by 1  
**Output:**  $C = t_q$  and  $B$

---

Next, we consider the **Forward-Backward (FB)** algorithm given in Algorithm 1, where we omit the index  $k$  for the reclaimer which is understood to be 0.

**Theorem 1.** *Algorithm 1 computes an optimal schedule for a single reclaimer in time  $O(n)$ .*

*Proof.* The schedule that is returned by Algorithm 1 is optimal because by construction its makespan equals the lower bound given by (1). The algorithm runs in time  $O(n)$ .  $\square$

### 5.1.2 Two reclaimers

Unfortunately, optimally exploiting the additional flexibility and extra opportunities offered by a second reclaimer is not easy as we have the following theorem.

**Theorem 2.** *Determining an optimal schedule for two reclaimers when the positions of the stockpiles are given and the stockpiles can be reclaimed in any order is NP-hard.*

*Proof.* We provide a transformation from PARTITION. An instance is given by positive integers  $a_1, \dots, a_m$  and  $B$  satisfying  $a_1 + \dots + a_m = 2B$  and the problem is to decide if there is an index set  $I \subseteq \{1, \dots, m\}$  with  $\sum_{i \in I} a_i = B$ . We reduce this to the following instance of the reclaimer scheduling problem. The length of the pad is  $L = 6B$ , the travel speed is  $s = 5B$ , and we have  $n = m + 2$  stockpiles which are all placed on pad  $P_1$ , i.e.,  $n_1 = n$ . The stockpile lengths are  $a_i$  ( $i = 1, \dots, m$ ) for the first  $m$  stockpiles and the two additional stockpiles have both length  $2B$ . The positions of the stockpiles on the pad are given by  $(l_{m+1}, r_{m+1}) = (0, 2B)$ ,  $(l_{m+2}, r_{m+2}) = (4B, 6B)$ , and  $(l_i, r_i) = (2B + \sum_{j=1}^{i-1} a_j, 2B + \sum_{j=1}^i a_j)$  for  $i = 1, \dots, m$ . We claim that a makespan  $\leq 3B + 1$  can be achieved if and only if the PARTITION instance is a YES-instance. Clearly, if there is no  $I$  with  $\sum_{i \in I} a_i = B$ , we cannot divide the stockpiles between the two reclaimers in such a way that the total stockpile length for both reclaimers is  $3B$ , which implies that one of the reclaimers has a reclaim time of at least  $3B + 1$ , hence its makespan is larger than  $3B + 1$  (as the reclaimer also has to travel without reclaiming a stockpile). Conversely, if there is an  $I$  with  $\sum_{i \in I} a_i = B$ , we can achieve a makespan of less than or equal to  $3B + 1$  as follows. Reclaimer  $R_0$  moves from  $x = 0$  to  $x = 4B$  while reclaiming (from left to right) stockpile  $m + 1$  and the stockpiles with index in  $I$ , and then it returns to its start point at time  $3B + 1$ . Reclaimer  $R_1$  moves from  $x = L$  to  $x = 2B$  without reclaiming anything, and then it moves back to  $x = L$ , reclaiming (from left to right) the stockpiles with index in  $\{1, \dots, m\} \setminus I$  and stockpile  $m + 2$ . There is no clashing because the region that is visited by both reclaimers is the interval  $[2B, 4B]$ , and reclaimer  $R_0$  enters this interval at time  $2B$  and leaves it at time  $2B + 3/5$ , while reclaimer  $R_1$  enters at time  $2/5$  and leaves at time  $B + 1$ .  $\square$

To be able to analyze the quality of schedules for two reclaimers, we start by deriving a lower bound. For this purpose, we allow preemption, i.e., we allow a stockpile to be split and be processed

either simultaneously or at different times by any of the two reclaimers. Let

$$S_1 = \bigcup_{j=1}^{n_1} [l_j, r_j] \quad \text{and} \quad S_2 = \bigcup_{j=n_1+1}^n [l_j, r_j] \quad (2)$$

be the subsets of  $[0, L]$  that represent occupied space on pads  $P_1$  and  $P_2$ , respectively. Furthermore, let

$$Q_1 = S_1 \triangle S_2, \quad Q_2 = S_1 \cap S_2, \quad \text{and} \quad E = [0, L] \setminus (S_1 \cup S_2)$$

be the subsets of  $[0, L]$  with stockpiles on one side, with a stockpile on both sides, and with no stockpile on either side, respectively. Note that  $E$  is a union of finitely many pairwise disjoint intervals, say

$$E = [a_1, b_1] \cup [a_2, b_2] \cup \dots \cup [a_r, b_r]. \quad (3)$$

For a subset  $X \subseteq [0, L]$  let  $\ell(X)$  denote the (total) length of  $X$ . The set  $Q_2$  has to be traversed twice with speed 1 and the set  $Q_1$  has to be traversed once with speed 1 and once with traveling speed  $s$ , hence  $C_1 + C_2 \geq 2\ell(Q_2) + \ell(Q_1) + \ell(Q_1)/s$ , which implies the lower bound

$$C = \max\{C_0, C_1\} \geq \frac{1}{2} [2\ell(Q_2) + \ell(Q_1) + \ell(Q_1)/s].$$

We can improve this bound by taking into account the set  $E$ . Note that at most one of the intervals in the partition (3) can contain points that are not visited by any reclaimer, because otherwise the stockpiles between two such points are not reclaimed. Now we consider two cases.

**Case 1.** If every point of the set  $E$  is visited, then the set  $E$  is traversed (at least) twice with speed  $s$ , so in this case the makespan  $C$  is at least

$$K_0 = \frac{1}{2} [2\ell(Q_2) + \ell(Q_1) + \ell(Q_1)/s + 2\ell(E)/s].$$

**Case 2.** If some point in the interval  $[a_i, b_i]$ ,  $i \in \{1, \dots, r\}$ , is not visited, then everything left of  $a_i$  is reclaimed by  $R_0$ , while everything right of  $b_i$  is reclaimed by  $R_1$ , so in this case the makespan  $C$  is at least

$$K_i = \max \left\{ 2\ell(Q_2^-) + \ell(Q_1^-) + \frac{\ell(Q_1^-)}{s} + 2\frac{\ell(E^-)}{s}, 2\ell(Q_2^+) + \ell(Q_1^+) + \frac{\ell(Q_1^+)}{s} + 2\frac{\ell(E^+)}{s} \right\},$$

where  $Q_2^- = Q_2 \cap [0, a_i]$ ,  $Q_2^+ = Q_2 \cap [b_i, L]$ , and similarly for  $Q_1$  and  $E$ .

**Theorem 3.** *The optimal makespan for a preemptive schedule equals*

$$K^* = \min\{K_i : i = 0, 1, \dots, r\},$$

*and an optimal schedule can be computed in linear time.*

*Proof.* By the above discussion,  $K^*$  is a lower bound for the makespan of a preemptive schedule. We define two functions  $f, g : [0, L] \rightarrow \mathbb{R}$  as follows. Let  $f(x)$  be the return time of reclaimer  $R_0$  if it moves from 0 to  $x$ , reclaiming everything on this part of pad  $P_1$ , and then moves back to 0 while reclaiming everything on this part of pad  $P_2$ . Similarly, let  $g(x)$  be the return time of reclaimer  $R_1$  if it moves from  $L$  to  $x$  reclaiming everything on this part of pad  $P_1$ , and then moves back to  $L$ , reclaiming everything on this part of pad  $P_2$ . These are piecewise linear, continuous functions, which can be expressed in terms of the sets  $Q_1$ ,  $Q_2$  and  $E$ :

$$\begin{aligned} f(x) &= 2\ell(Q_2^-(x)) + \ell(Q_1^-(x)) + \frac{\ell(Q_1^-(x))}{s} + 2\frac{\ell(E^-(x))}{s}, \\ g(x) &= 2\ell(Q_2^+(x)) + \ell(Q_1^+(x)) + \frac{\ell(Q_1^+(x))}{s} + 2\frac{\ell(E^+(x))}{s}, \end{aligned}$$

where  $Q_2^-(x) = Q_2 \cap [0, x]$ ,  $Q_2^+(x) = Q_2 \cap [x, L]$ , and similarly for  $Q_1$  and  $E$ . Note that  $K_i = \max\{f(a_i), g(b_i)\}$ . The functions  $f$  and  $g$  satisfy the following conditions:

- $f(0) = g(L) = 0$  and  $f(L) = g(0) = 2K_0$ ,
- $f(x) + g(x) = 2K_0$  for all  $x \in [0, L]$ , and
- $f$  is strictly increasing, and  $g$  is strictly decreasing.

This implies that there is a unique  $x^* \in [0, L]$  with  $f(x^*) = g(x^*) = K_0$ .

**Case 1.** There is at least one stockpile at position  $x^*$ , i.e.,  $x^* \in Q_1 \cup Q_2$ . In this case, for any interval  $[a_i, b_i]$  in the partition (3), either  $b_i \leq x^*$  or  $a_i \geq x^*$ , hence  $K_i = \max\{f(a_i), g(b_i)\} \geq K_0$ , and consequently  $K^* = K_0$ . This value is achieved by reclaiming everything left of  $x^*$  by reclaimer  $R_0$  and everything right of  $x^*$  by reclaimer  $R_1$  as described in the definition of the functions  $f$  and  $g$ .

**Case 2.** There is no stockpile at position  $x^*$ , i.e.,  $x^* \in [a_i, b_i]$  for some interval  $[a_i, b_i]$  in the partition (3). Then  $K_i = \max\{f(a_i), g(b_i)\} \leq f(x^*) = K_0$ . For  $j < i$ , we have  $K_j \geq g(b_j) > g(x^*) = K_0$ , and for  $j > i$ ,  $K_j \geq f(a_j) > f(x^*) = K_0$ . Hence  $K^* = K_i$ , and this value is achieved by reclaiming everything left of  $a_i$  by reclaimer  $R_0$  and everything right of  $b_i$  by reclaimer  $R_1$  as described in the definition of the functions  $f$  and  $g$ .

This concludes the proof of the optimality of the value  $K^*$ . In order to compute  $x^*$ , which defines an optimal schedule, we order the numbers  $0, l_1, r_1, \dots, l_n, r_n, L$  increasingly, which can be done in linear time, because we assume that the stockpiles on each pad are already ordered from left to right. This gives an ordered list

$$0 = x_0 \leq x_1 \leq x_2 \leq \dots \leq x_{2n+2} = L$$

of the breakpoints of the piecewise linear functions  $f$  and  $g$ . We can determine the values of  $f$  and  $g$  at these points recursively, by  $f(x_0) = 0$ ,

$$f(x_k) = \begin{cases} f(x_{k-1}) + (x_k - x_{k-1}) \cdot 2/s & \text{if } [x_{k-1}, x_k] \subseteq E \\ f(x_{k-1}) + (x_k - x_{k-1}) (1 + 1/s) & \text{if } [x_{k-1}, x_k] \subseteq Q_1 \\ f(x_{k-1}) + (x_k - x_{k-1}) \cdot 2 & \text{if } [x_{k-1}, x_k] \subseteq Q_2 \end{cases}$$

for  $k = 1, 2, \dots, 2n+2$ , and  $g(x_k) = 2K_0 - f(x_k)$ . Then there is a unique index  $k$  with  $f(x_{k-1}) \leq K_0 < f(x_k)$ , and we obtain  $x^*$  by

$$x^* = x_{k-1} + \frac{K_0 - f(x_{k-1})}{f(x_k) - f(x_{k-1})} \cdot (x_k - x_{k-1}). \quad \square$$

In order to describe and analyze non-preemptive schedules, we introduce some additional notation and a few more functions. For  $x \in [0, L]$ , the region occupied by stockpiles left (resp. right) of  $x$  on pad  $i$  is denoted by  $S_i^-(x)$  (resp.  $S_i^+(x)$ ). More precisely, with  $S_1$  and  $S_2$  defined by (2),

$$S_i^-(x) = S_i \cap [0, x], \quad S_i^+(x) = S_i \cap [x, L].$$

Furthermore, we define functions  $f_i, g_i : [0, L] \rightarrow \mathbb{R}$  for  $i \in \{1, 2\}$  by

$$f_i(x) = \ell(S_i^-(x)) + \frac{x - \ell(S_i^-(x))}{s}, \quad g_i(x) = \ell(S_i^+(x)) + \frac{L - x - \ell(S_i^+(x))}{s}.$$

Note that  $f(x) = f_1(x) + f_2(x)$  and  $g(x) = g_1(x) + g_2(x)$ , where  $f$  and  $g$  are the functions defined in the proof of Theorem 3.

Let  $j \in \{1, \dots, n_1\}$  be a stockpile on pad  $P_1$ , and let  $j' \in \{n_1 + 1, \dots, n\}$  be a stockpile on pad  $P_2$ . If  $R_0$  reclaims all stockpiles left of (and including)  $j$  on pad  $P_1$ , and all stockpiles left of (and including)  $j'$  on pad  $P_2$ , then its earliest possible return time is

$$F(j, j') = f_1(r_j) + |r_j - r_{j'}|/s + f_2(r_{j'}). \quad (4)$$

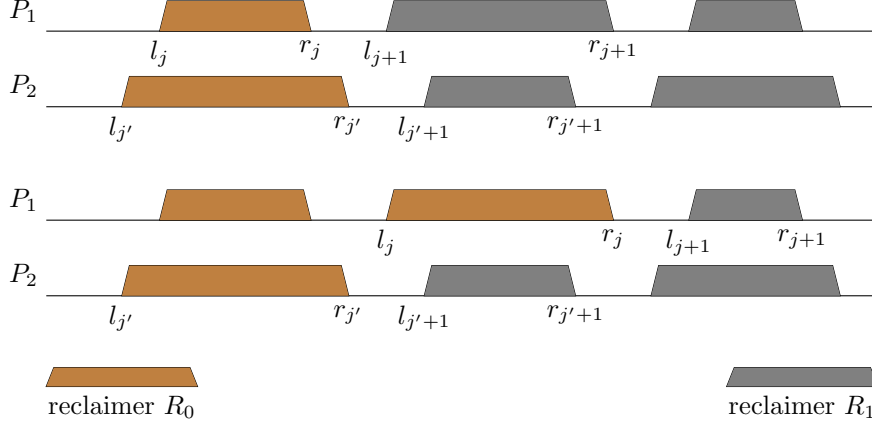


Figure 3: Two stockpile assignments for non-preemptive schedules (indicated by the colors of the stockpiles): at the top with  $\min\{l_{j+1}, l_{j'+1}\} \geq \max\{r_j, r_{j'}\}$  and at the bottom with  $l_{j+1} < r_j$ .

Similarly, if  $R_1$  reclaims all stockpiles right of (not including)  $j$  on pad  $P_1$ , and all stockpiles right of (not including)  $j'$ , then its earliest possible return time is

$$G(j, j') = g_1(l_{j+1}) + |l_{j+1} - l_{j'+1}|/s + g_2(l_{j'+1}). \quad (5)$$

See Figure 3 for an illustration. Observe that if  $l_{j'+1} \geq r_j$  and  $l_{j+1} \geq r_{j'}$ , then no clashes will occur between the two reclaimers and a makespan of  $C(j, j') = \max(F(j, j'), G(j, j'))$  can be achieved. On the other hand, if  $l_{j'+1} < r_j$  or  $l_{j+1} < r_{j'}$ , then it can happen that one reclaimer has to wait. Therefore, in order to specify a schedule, we have to

- Choose one of two options for the routing of  $R_0$ : (1) first reclaim stockpiles  $1, 2, \dots, j$  on pad  $P_1$  from left to right and then stockpiles  $j', j' - 1, \dots, n_1 + 1$  on pad  $P_2$  from right to left, or (2) first reclaim stockpiles  $n_1 + 1, \dots, j'$  on pad  $P_2$  from left to right and then stockpiles  $j, j - 1, \dots, 1$  on pad  $P_1$  from right to left;
- Choose one of two options for the routing of  $R_1$ : (1) first reclaim stockpiles  $n_1, n_1 - 1, \dots, j + 1$  on pad  $P_1$  from right to left and then stockpiles  $j' + 1, \dots, n$  on pad  $P_2$  from left to right, or (2) first reclaim stockpiles  $n, n - 1, \dots, j' + 1$  on pad  $P_2$  from right to left and then stockpiles  $j + 1, \dots, n_1$  on pad  $P_1$  from left to right; and
- Choose which reclaimer waits.

Taking all possible combinations we have 8 different schedules for a given pair  $(j, j')$  of stockpiles. For  $p, q \in \{1, 2\}$  and  $k \in \{0, 1\}$ , let  $C_{pqk}$  be the makespan that results from routing option  $p$  for  $R_0$ , routing option  $q$  for  $R_1$ , and letting  $R_k$  wait if necessary. We describe the computation of  $C_{pqk}$  in detail for  $l_{j'+1} < r_j$  and  $k = 1$ . The cases with  $l_{j+1} < r_{j'}$  or  $k = 0$  can be treated in the same way. Since  $R_1$  waits if necessary, the makespan of  $R_0$  is  $F(j, j')$ , defined in (4). So  $C_{pq1} = \max\{F(j, j'), C_{pq1}^1\}$ , where  $C_{pq1}^1$  is the corresponding makespan for  $R_1$  and can be computed as follows. In each case we express  $C_{pq1}^1$  as  $G(j, j') + w$  where  $G(j, j')$  is the lower bound for the makespan of  $R_1$  given in (5) and  $w$  is the waiting time which is the expression in square brackets in the equations below.

**Case 1.** Both reclaimers start on pad  $P_1$ . If  $g_1(r_j) \geq f_1(r_j)$ , then no waiting is necessary and  $C_{111}^1 = G(j, j')$ . Otherwise  $R_1$  waits at  $x = r_j$  until  $R_0$  arrives there at time  $f_1(r_j)$ , hence

$$C_{111}^1 = g_1(r_j) + [f_1(r_j) - g_1(r_j)] + (r_j - l_{j'+1})/s + g_2(l_{j'+1}).$$

**Case 2.**  $R_0$  starts on pad  $P_1$  and  $R_1$  starts on pad  $P_2$ . If  $g_2(l_{j'+1}) \leq f_1(l_{j'+1})$ , then no waiting is necessary and  $C_{121}^1 = G(j, j')$ . Otherwise  $R_1$  waits on its way to  $x = l_{j'+1}$  for a period of

length  $f_1(r_j) - g_2(r_j)$  and the makespan is

$$C_{121}^1 = g_2(l_{j'+1}) + [f_1(r_j) - g_2(r_j)] + (l_{j+1} - l_{j'+1})/s + g_1(l_{j+1}).$$

**Case 3.**  $R_0$  starts on pad  $P_2$  and  $R_1$  starts on pad  $P_1$ . If  $g_1(r_j) \geq f_2(r_{j'}) + (r_j - r_{j'})/s$ , then  $R_1$  arrives at  $x = r_j$  when  $R_0$  is already on its way back, no waiting is necessary, and  $C_{211}^1 = G(j, j')$ . Otherwise  $R_1$  waits at  $x = l_{j+1}$  for a period of length  $f_2(r_{j'}) + (r_j - r_{j'})/s - g_1(r_j)$  and the makespan is

$$C_{211}^1 = g_1(l_{j+1}) + [f_2(r_{j'}) + (r_j - r_{j'})/s - g_1(r_j)] + (l_{j+1} - l_{j'+1})/s + g_2(l_{j'+1}).$$

**Case 4.** Both reclaimers start on pad  $P_2$ . If  $g_2(l_{j'+1}) \leq f_2(l_{j'+1})$ , then  $R_1$  is already on its way back when  $R_0$  arrives at  $x = l_{j'+1}$ , no waiting is necessary, and  $C_{211}^1 = G(j, j')$ . Otherwise  $R_1$  waits to the right of  $x = r_j$  for a period of length  $f_2(r_{j'}) + (r_j - r_{j'})/s + f_1(r_j) - f_1(l_{j'+1})$  to arrive at  $x = l_{j'+1}$  at the same time as  $R_0$  on its way back, and the makespan is

$$C_{221}^1 = g_2(l_{j'+1}) + [f_2(r_{j'}) + (r_j - r_{j'})/s + f_1(r_j) - f_1(l_{j'+1})] + (l_{j+1} - l_{j'+1})/s + g_1(l_{j+1}).$$

The necessary data to evaluate the 8 schedules associated with a pair  $(j, j')$  can be computed in linear time in the same way as the functions  $f$  and  $g$  are evaluated in the proof of Theorem 3.

In the discussion above, we have assumed that a schedule has the following properties:

- Each reclaimer changes direction exactly once.
- Reclaimer  $R_0$  reclaims everything between 0 and some point on one pad from left to right, and then everything from some (possibly different) point to 0 on the other pad from right to left.
- Reclaimer  $R_1$  reclaims everything between  $L$  and some point on one pad from right to left, and then everything from some (possibly different) point to  $L$  on the other pad from left to right.

In the following, we call such a schedule *contiguous unimodal*. Since every contiguous unimodal schedule is associated with some stockpile pair, we have the following theorem.

**Theorem 4.** *An optimal contiguous unimodal schedule can be computed in quadratic time.*  $\square$

The next example shows that it is possible that there is no optimal contiguous unimodal schedule.

**Example 1.** Consider an instance with four stockpiles of lengths 2, 10, 10, 2 shown in Figure 4, and let the travel speed be  $s = 5$ . Unimodal routing results in  $C = 15.2$ . However, when  $R_0$  first travels to  $x = 10$  without processing any stockpile, then processes stockpile 3 while coming back, then travels to  $x = 2$ , and finally processes stockpile 1, and  $R_1$  first processes stockpile 2, then turns and processes stockpile 4 on the way back, the resulting makespan is 14.4. This shows that sometimes “zigzagging” can be beneficial.

Next, we analyze one particular schedule, which is obtained by a natural modification of the optimal preemptive schedule and therefore can be computed in linear time.

Let  $x^*$  be the optimal split point for a preemptive schedule as described in Theorem 3, and let  $k$  be the index with  $x_{k-1} < x^* \leq x_k$ . If  $x^* \in E$ , i.e., there is no stockpile at  $x^*$ , then the optimal preemptive schedule is actually non-preemptive, and yields an optimal solution with makespan  $K^*$ , the optimal preemptive makespan. In general, the stockpiles are assigned according to the following rules (see Figure 5).

1. All stockpiles  $j$  with  $r_j \leq x^*$  are assigned to  $R_0$ , and all stockpiles  $j$  with  $l_j \geq x^*$  are assigned to  $R_1$ .

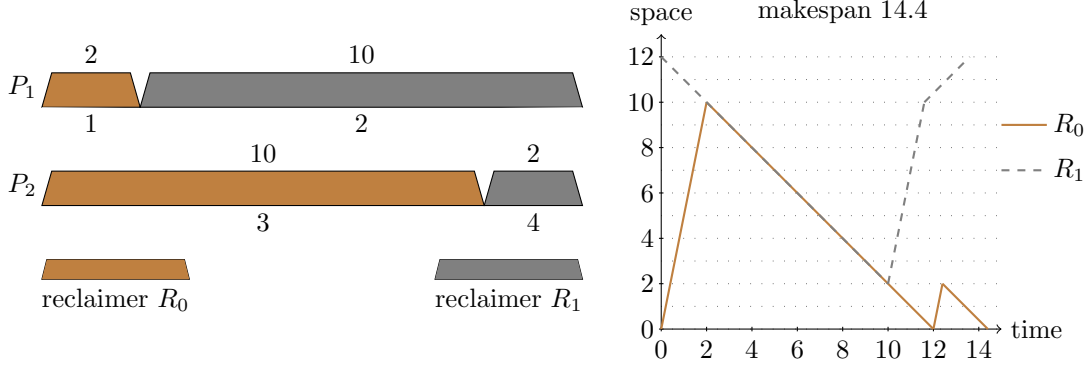


Figure 4: Instance demonstrating that unimodal routing is not always optimal. The assignment between stockpiles and reclaimers is indicated by different colors, the numbers above the stockpiles are the stockpile lengths while the numbers below are the stockpile indices.

2. If there is exactly one stockpile  $j$  with  $l_j \leq x^* \leq r_j$  then this stockpile is assigned to  $R_0$  if  $x^* - l_j \geq r_j - x^*$  and to  $R_1$  otherwise.
3. If there are two stockpiles  $j \in \{1, \dots, n_1\}$  and  $j' \in \{n_1 + 1, \dots, n\}$  with  $l_j \leq x^* \leq r_j$  and  $l_{j'} \leq x^* \leq r_{j'}$  then both of them are assigned to  $R_0$  if

$$(x^* - l_j) + (x^* - l_{j'}) + |l_j - l_{j'}|/s \geq (r_j - x^*) + (r_{j'} - x^*) + |r_j - r_{j'}|/s, \quad (6)$$

and otherwise both stockpiles are assigned to  $R_1$ .

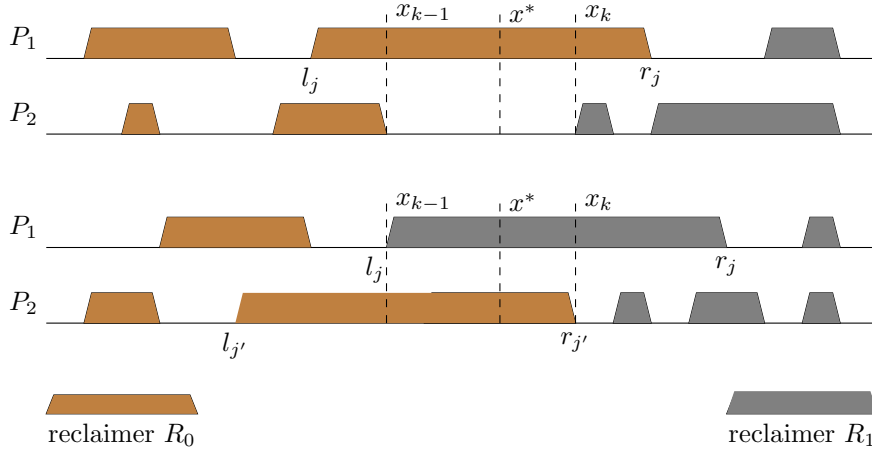


Figure 5: Possible assignments (indicated by colors) for contiguous unimodal schedules:  $x^* \in S_1 \setminus S_2$  (top),  $x^* \in S_1 \cap S_2$  (bottom).

Let  $(\tilde{H}_0, \tilde{H}_1)$  be the best unimodal schedule associated with this stockpile assignment, and let  $\tilde{C} = \max\{\tilde{C}_0, \tilde{C}_1\}$  be the makespan of this schedule.

**Theorem 5.** *We have  $\tilde{C} \leq 2K^*$ . In particular, the schedule  $(\tilde{H}_0, \tilde{H}_1)$  provides a 2-approximation for the problem of scheduling two reclaimers when the positions of the stockpiles are given and the stockpiles can be reclaimed in any order. The factor 2 is asymptotically best possible (for  $s \rightarrow \infty$ ).*

*Proof.* To see that the factor of 2 cannot be improved, consider two stockpiles each of length  $L$ . According to our rule, both stockpiles are assigned to the left reclaimer and this yields a makespan of  $\tilde{C} = 2L$ . On the other hand, assigning one stockpile to each reclaimer and reclaiming both of them from right to left yields a makespan of  $C^* = (1 + 2/s)L$ .

Without loss of generality, we make the following assumptions.

- If  $x^* \in S_1 \triangle S_2$ , then  $x^* \in S_1 \setminus S_2$  and for the stockpile  $j$  with  $l_j < x^* < r_j$ , we have  $x^* - l_j \geq r_j - x^*$ , so that stockpile  $j$  is assigned to  $R_0$ .
- If  $x^* \in S_1 \cap S_2$ , then for the two stockpiles  $j \in \{1, \dots, n_1\}$  and  $j' \in \{n_1 + 1, \dots, n\}$  with  $l_j < x^* < r_j$  and  $l_{j'} < x^* < r_{j'}$ , we have  $r_j \geq r_{j'}$  and (6) holds, so that both stockpiles are assigned to  $R_0$ .

Furthermore, it turns out that in order to establish the factor 2 bound it is sufficient to consider the setting where  $R_0$  starts on pad  $P_1$ ,  $R_1$  starts on pad  $P_2$ , and  $R_1$  waits if necessary. We start by bounding  $\tilde{C}_0$ , the makespan for  $R_0$ . If  $x^* \in S_1 \setminus S_2$  then

$$\tilde{C}_0 = f_1(r_j) + (r_j - x^*)/s + f_2(x^*) = f_1(x^*) + (r_j - x^*)(1 + 1/s) + f_2(x^*) \leq 2K^*,$$

where the last inequality follows from

$$K^* = f_1(x^*) + f_2(x^*) \geq (x^* - l_j) + x^*/s \geq (r_j - x^*)(1 + 1/s).$$

If  $x^* \in S_1 \cap S_2$  then

$$\begin{aligned} \tilde{C}_0 &= f_1(x^*) + (r_j - x^*) + (r_j - r_{j'})/s + f_2(x^*) + (r_{j'} - x^*) \\ &= K^* + (r_j - x^*) + (r_j - r_{j'})/s + (r_{j'} - x^*) \leq 2K^*. \end{aligned}$$

The bound for the makespan  $\tilde{C}_1$  of  $R_1$  can be derived simultaneously for both cases after noting that in our setting we have  $r_{j'} = x_k$ . If  $g_2(x_k) \leq f_1(x_k)$  or  $g_2(r_j) \geq f_1(r_j)$  then no waiting is necessary, and the makespan of  $R_1$  is

$$\tilde{C}_1 \leq g_2(x_k) + (r_j - x_k) + g_1(r_j) \leq g_1(x_k) + g_2(x_k) \leq K^*.$$

Otherwise the waiting time for  $R_1$  is

$$f_1(r_j) - g_2(r_j) = [f_1(x_k) + (r_j - x_k)] - g_2(r_j) < g_2(x_k) - g_2(r_j) + (r_j - x_k)$$

hence the makespan is (using  $g_1(x_k) = g_1(r_j) + (r_j - x_k)$ )

$$\begin{aligned} \tilde{C}_1 &= g_2(x_k) + [g_2(x_k) - g_2(r_j) + (r_j - x_k)] + (r_j - x_k)/s + g_1(r_j) \\ &= [g_1(x_k) + g_2(x_k)] + [g_2(x_k) - g_2(r_j) + (r_j - x_k)/s] \leq 2K^*. \quad \square \end{aligned}$$

Example 1 shows that unimodal routing might not be optimal. Next, we examine whether contiguous assignment is always optimal, i.e., whether there always exists an optimal schedule characterized by two stockpiles  $j \in \{1, \dots, n_1\}$  on pad  $P_1$  and  $j' \in \{n_1 + 1, \dots, n\}$  on pad  $P_2$  and an associated assignment of stockpiles  $\{1, \dots, j, j', j' - 1, \dots, n_1 + 1\}$  to  $R_0$  and the remaining stockpiles to  $R_1$ . We call such a schedule a *contiguous* schedule. The next example shows that it is possible that no contiguous schedule is optimal.

**Example 2.** Consider the instance (illustrated in Figure 6) with  $n = n_1 = 5$ , i.e., all stockpiles on pad  $P_1$ , and stockpile positions  $(0, 1), (1, 2), (2, 4), (4, 5), (5, 6)$ . The best we can do with a contiguous schedule is to assign stockpiles 1 and 2 to  $R_0$  and the other stockpiles to  $R_1$ , which yields a makespan of  $4 + 4/s$ . But by assigning stockpiles 1, 2 and 4 to  $R_0$  and stockpiles 3 and 5 to  $R_1$  we can achieve a makespan of  $3 + 9/s$ . The ratio  $\frac{4+4/s}{3+9/s}$  tends to  $4/3$  for  $s \rightarrow \infty$ .

We conjecture that Example 2 represents the worst case for the performance of contiguous schedules.

**Conjecture 1.** *An optimal contiguous schedule provides a 4/3-approximation for the problem of scheduling two reclaimers when the positions of the stockpiles are given and the stockpiles can be reclaimed in any order.*



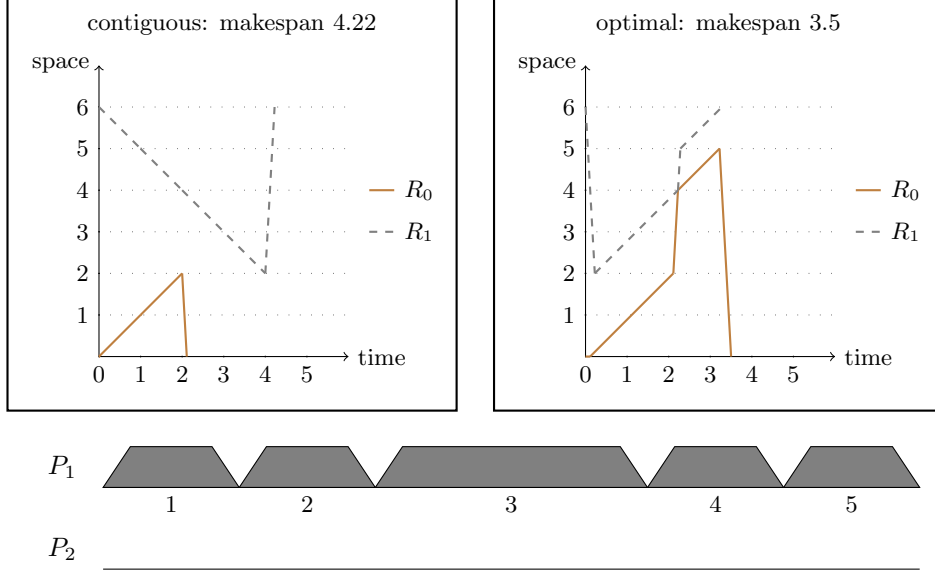


Figure 6: An instance where contiguous scheduling is not optimal (with  $s = 18$ ). At the top the reclaimer movements and at the bottom the stockpile positions.

A natural approach for finding an optimal contiguous schedule is to determine an optimal schedule for each pair  $(j, j') \in \{1, \dots, n_1\} \times \{n_1 + 1, \dots, n\}$  and pick the best one. Unfortunately, it is already an NP-hard problem to determine the best routing for a given contiguous assignment of stockpiles to reclaimers.

**Theorem 6.** *Suppose that we are given the stockpile positions and a contiguous assignment of the stockpiles to two reclaimers. Then it is NP-hard to find an optimal schedule.*

*Proof.* We provide a reduction from PARTITION. Let the instance be given by positive integers  $a_1, \dots, a_m$  whose sum is  $2B$ . A corresponding instance of the reclaimer scheduling problem is constructed as follows (see Figure 7 for an illustration). The pad length is  $L = 53B$  and the travel speed is  $s = 2$ . On pad  $P_1$ , there are  $m + 3$  stockpiles with lengths  $a_1, \dots, a_m, 9B, 26B$  and  $16B$ , and on pad  $P_2$  there are 3 stockpiles with lengths  $35B, 6B$  and  $2B$ . The positions of the first  $m$  stockpiles corresponding to the integers from the PARTITION instance are determined by

$$l_j = L - \sum_{i=1}^j a_i, \quad r_j = l_j + a_j \quad \text{for } j \in \{1, \dots, m\}$$

and the positions of the 6 dummy stockpiles are  $[0, 9B]$ ,  $[9B, 35B]$ ,  $[35B, 51B]$ ,  $[0, 35B]$ ,  $[35B, 41B]$  and  $[41B, 43B]$ . Let stockpiles  $1, \dots, m, m + 2, m + 3$ , and  $m + 6$  be assigned to reclaimer  $R_1$  and let stockpiles  $m + 1, m + 4$ , and  $m + 5$  be assigned to reclaimer  $R_0$ . We claim that the smallest possible makespan for this assignment is  $75B$ , and that this makespan can be achieved if and only if the PARTITION instance is a YES-instance. First, suppose the instance is a YES-instance, and that  $I \subseteq \{1, \dots, m\}$  is an index set with  $\sum_{i \in I} a_i = B$ . In this case, a makespan of  $75B$  is achieved by the following schedule (see Figure 7).

- $R_0$  moves from  $x = 0$  to  $x = 35B$  without reclaiming anything, and reaches  $x = 35B$  at time  $t = 17.5B$ . Then it reclaims stockpile  $m + 5$  from left to right, moves back to  $x = 35B$  (arriving at time  $t = 26.5B$ ), reclaims stockpile  $m + 4$  from right to left, then stockpile  $m + 1$  from left to right, and finally returns to its starting point at time  $t = 75B$ .
- $R_1$  moves from  $x = 53B$  to  $x = 51B$  while reclaiming the stockpiles  $j$  with  $j \in I$ , then it reclaims stockpile  $m + 3$  from right to left, reaching  $x = 35B$  at time  $t = 17.5B$ . It moves to

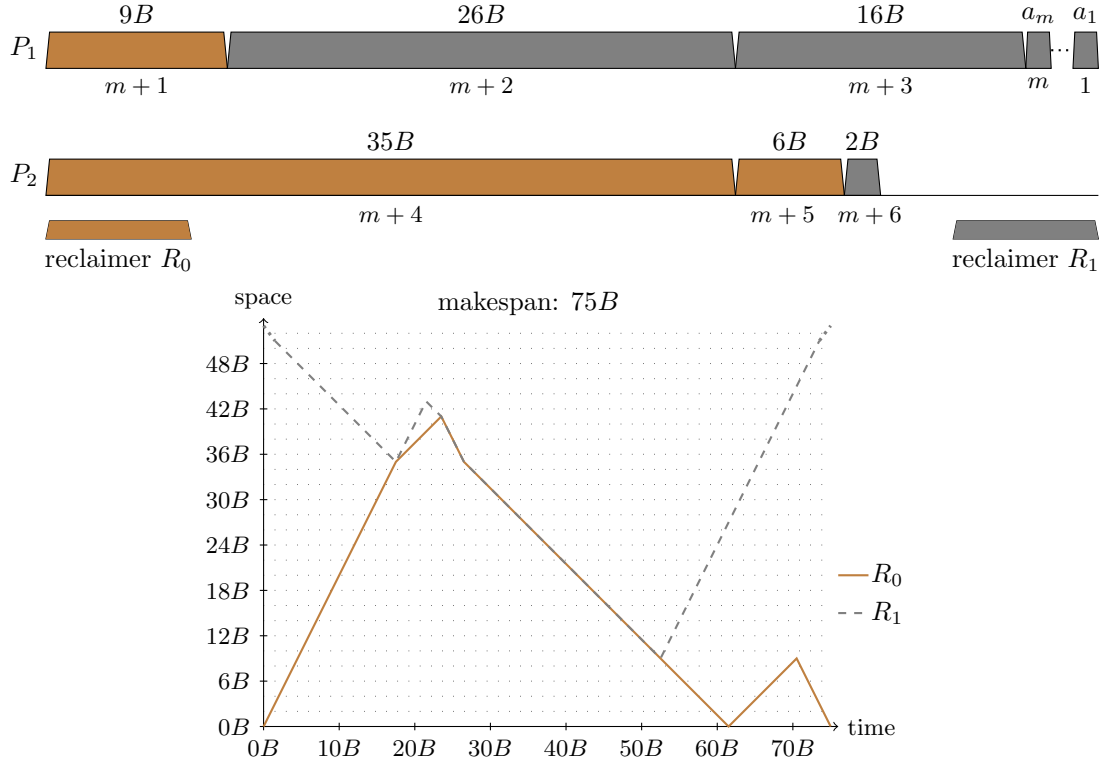


Figure 7: Reclaimer scheduling instance and optimal reclaimer movements used in the proof of Theorem 6. The assignment of stockpiles to reclaimers is indicated by colors, the numbers above the stockpiles are their lengths, and the numbers below the stockpiles are their indices.

$x = 43B$  without reclaiming anything, reclaims stockpile  $m + 6$  from right to left, moves to  $x = 35B$ , where it arrives at time  $t = 26.5B$ . Then it reclaims stockpile  $m + 2$ , moves back to  $x = 51B$ , and finally to  $x = 53B$ , reclaiming the stockpiles  $j$  with  $j \in \{1, \dots, m\} \setminus I$ .

Next, we assume the existence of a schedule with a makespan of at most  $75B$ . We want to show that this implies that the instance is a YES-instance. For the sake of contradiction, assume that the PARTITION instance does not have a solution. In order to reclaim the stockpile  $m + 2$ , reclaimer  $R_1$  has to spend a time interval of length  $39B$  in the interval  $X = [9B, 35B]$ . It cannot enter this interval before time  $9B$ , and the latest possible time for leaving  $X$  is  $75B - 9B = 66B$ . This implies that  $R_1$  has to enter  $X$  between  $t = 9B$  and  $t = (66 - 39)B = 27B$ . Let  $I, I' \subseteq \{1, \dots, m\}$  be the sets of stockpiles that  $R_1$  reclaims before and after its first visit to  $X$ , respectively. Note that our assumption on the PARTITION instance implies  $\sum_{j \in I} a_j \neq B$ .

**Case 1.**  $R_1$  enters  $X$  at time  $t_0 < 26.5B$ . Since  $R_0$  cannot finish reclaiming stockpile  $m + 5$  and be back at  $x = 35B$  before time  $26.5B$ , this implies that  $R_0$  starts reclaiming stockpile  $m + 5$  after  $R_1$  has left  $X$ . If  $R_0$  does not reclaim both stockpiles  $m + 1$  and  $m + 4$  before stockpile  $m + 5$ , then its makespan is at least  $t_0 + 39B + 6B + 16B + 9B \geq 79B$ . So we may assume that  $R_0$  reclaims stockpiles  $m + 1$ ,  $m + 4$  and  $m + 5$  in this order. Its makespan is at least  $t_0 + 39B + 6B + 20.5B$ , hence  $t_0 \leq (75 - 65.5)B = 9.5B$ . This implies that before entering  $X$ , the maximal time that  $R_1$  can spend in the interval  $[51B, 53B]$  is  $9.5B - 8B = 1.5B$ . Together with our assumption that  $\sum_{j \in I} a_j \neq B$ , this implies  $\sum_{j \in I} a_j < B$ . On the other hand,  $R_0$  does not leave the interval  $[35B, 53B]$  before time  $9B + 9B/2 + 41B + 3B = 57.5B$ , and this is the earliest time at which  $R_1$  can start reclaiming stockpile  $m + 3$ . Consequently,  $57.5B + 16B + B + \frac{1}{2} \sum_{j \in I'} a_j \leq 75B$ , i.e.,  $\sum_{j \in I'} a_j < B$ , which is a contradiction to the fact that  $\sum_{j \in I \cup I'} a_j = 2B$ .

**Case 2.**  $R_1$  enters  $X$  at time  $t_0 \in [26.5B, 27B]$ .  $26.5B + 39B + 16B = 81.5B > 75B$  implies that stockpile  $m + 3$  needs to be reclaimed before  $R_1$  enters  $X$ . From our assumption about the PARTITION instance and

$$75B \geq 26.5B + 39B + 8B + B + \frac{1}{2} \sum_{j \in I'} a_j = 74.5B + \frac{1}{2} \sum_{j \in I'} a_j$$

it follows that  $\sum_{j \in I'} a_j < B$ , hence  $\sum_{j \in I} a_j > B$ . Since  $26.5B + 39B + 6B + 20.5B = 92B > 75B$ , we deduce that  $R_0$  reclaims stockpile  $m + 5$  before  $R_1$  enters  $X$ , i.e., before time  $27B$ . This is only possible if  $m + 5$  is the first stockpile reclaimed by  $R_0$ , because  $9B + 16B + 6B > 27.5B$ . Together with the makespan bound of  $75B$ , this implies that  $R_0$  enters the interval  $[35B, 53B]$  at time  $17.5B$  and leaves it at time  $26.5B$ . From  $\sum_{j \in I} a_j > B$  it follows that  $R_1$  cannot finish reclaiming stockpile  $m + 3$  at time  $17.5B$ . This leaves two possibilities.

**Case 2.1.** Stockpile  $m + 6$  is reclaimed before  $R_1$  enters  $X$ . Then the entering time is at least

$$3B/2 + 4B + 2B + 5B + 16B = 28.5B,$$

which is the required contradiction.

**Case 2.2.** Stockpile  $m + 6$  is reclaimed after  $R_1$  enters  $X$ . Then the makespan of  $R_1$  is at least

$$26.5B + 39B + 3B + 2B + 5B = 75.5B,$$

which is the required contradiction.  $\square$

## 5.2 Precedence constraints

### 5.2.1 Single reclaimer

In this section, for sake of simplicity, we assume that the stockpiles are indexed by their position in the precedence chain, i.e.,  $J = \{1, 2, \dots, n\}$  and  $1 \rightarrow 2 \rightarrow \dots \rightarrow n$  (where  $i \rightarrow j$  means that stockpile  $i$  has to be reclaimed before stockpile  $j$ ). Furthermore, for convenience, we add two dummy stockpiles, one at the beginning of the precedence chain (stockpile 0) and one at the end of the precedence chain (stockpile  $n + 1$ ) with  $(l_0, r_0) = (l_{n+1}, r_{n+1}) = (0, 0)$ .

**Theorem 7.** *Determining an optimal schedule for a single reclaimer when the positions of the stockpiles are given and the stockpiles have to be reclaimed in a prespecified order can be done in time  $O(n)$ .*

*Proof.* Let  $f_r(j)$  be the optimal makespan that can be obtained starting from the right endpoint of stockpile  $j$  and processing stockpiles  $j + 1, \dots, n + 1$ . Similarly, let  $f_l(j)$  to be the optimal makespan that can be obtained starting from the left endpoint of stockpile  $j$  and processing stockpiles  $j + 1, \dots, n + 1$ . Naturally, we are interested to  $f_r(0) = f_l(0)$ . The functions  $f_r$  and  $f_l$  can be computed as follows.

$$f_r(j) = \begin{cases} 0 & \text{if } j = n + 1, \\ |r_{j+1} - l_{j+1}| + \min \left\{ \frac{|r_j - l_{j+1}|}{s} + f_r(j + 1), \frac{|r_j - r_{j+1}|}{s} + f_l(j + 1) \right\} & \text{if } j \leq n. \end{cases}$$

$$f_l(j) = \begin{cases} 0 & \text{if } j = n + 1, \\ |r_{j+1} - l_{j+1}| + \min \left\{ \frac{|l_j - l_{j+1}|}{s} + f_r(j + 1), \frac{|l_j - r_{j+1}|}{s} + f_l(j + 1) \right\} & \text{if } j \leq n. \end{cases}$$

and  $f_l(0)$  can be computed backward from  $f_l(n)$  and  $f_r(n)$  in  $O(n)$  time.  $\square$

### 5.2.2 Two reclaimers

Each stockpile must be processed either from left to right or from right to left by a reclaimer.

**Theorem 8.** *If the travel speed  $s$  is an integer, then an optimal schedule for two reclaimers when the positions of the stockpiles are given and the stockpiles have to be reclaimed in a prespecified order can be determined in pseudo-polynomial time, in particular  $O(nL^3)$ .*

*Proof.* We consider  $n + 1$  stages  $j = 0, 1, \dots, n$  and indicate with  $x_0^{(j)}$  and  $x_1^{(j)}$  the positions of reclaimers  $R_0$  and  $R_1$  at stage  $j$ , respectively. At stage  $j = 0$  reclaimers  $R_0$  and  $R_1$  are located at positions  $x_0^{(0)} = 0$  and  $x_1^{(1)} = L$ , respectively. At stage  $0 < j < n$  one of the reclaimers has just finished reclaiming stockpile  $j$  and the other reclaimer has repositioned. At stage  $n$ , the reclaimers  $R_0$  and  $R_1$  move back to positions 0 and  $L$ , respectively (taking  $|x_0^{(n)} - 0|/s$  and  $|x_1^{(n)} - L|/s$ , respectively).

The system evolves from stage  $j$  to stage  $j + 1$  according to the following rules. One reclaimer, say  $R_0$  at position  $x_0^{(j)}$ , is chosen to move either to point  $l_{j+1}$  and reclaim stockpile  $j + 1$  ending at point  $r_{j+1}$  and taking time  $t = |x_0^{(j)} - l_{j+1}|/s + (r_{j+1} - l_{j+1})$  or to point  $r_{j+1}$  and reclaim stockpile  $j + 1$  ending at point  $l_{j+1}$  and taking time  $t = |x_0^{(j)} - r_{j+1}|/s + (r_{j+1} - l_{j+1})$ . In either case, the final position of  $R_0$  is denoted by  $x_0^{(j+1)}$ . The other reclaimer, in this case  $R_1$  at position  $x_1^{(j)}$ , will reposition to a point in the set  $[x_0^{(j+1)}, L] \cap [x_1^{(j)} - ts, x_1^{(j)} + ts]$ . That is, the position  $x_1^{(j+1)}$  of  $R_1$  at stage  $j + 1$  is restricted by the final position of  $R_0$ , by the endpoint of the pad  $L$ , and by the maximum distance  $ts$  that  $R_1$  can travel.

Note that when  $x_0^{(j)}$  and  $x_1^{(j)}$  are integer points, the maximum distance  $ts$  that  $R_1$  can travel is integer, and thus, if  $R_1$  travels the maximum distance, it will end up at an integer point. Furthermore, if  $R_1$  does not travel the maximum distance, it will stop at a stockpile endpoint, and, thus, travel an integer distance as well (stockpile endpoints are integers) and end up at an integer point. Because both reclaimers start at integer points, both reclaimers will be at integer points at every stage.

Let  $f(j, x_0, x_1)$  be the minimum makespan that can be obtained when the two reclaimers start from  $x_0$  and  $x_1$ , respectively, to process stockpiles  $j + 1, \dots, n$ . The optimal makespan  $f(0, 0, L)$  can be computed by backward dynamic programming.

Let the set of points that can be reached by  $R_0$  from  $x$  in time  $t$  when  $R_1$  ends in point  $y$  be denoted by

$$\Gamma_0(x, y, t) = [0, y] \cap [x - ts, x + ts] \cap \mathbb{N}.$$

Similarly, let the set of points that can be reached by  $R_1$  from  $x$  in time  $t$  when  $R_0$  stops in  $y$  be denoted by

$$\Gamma_1(x, y, t) = [y, L] \cap [x - ts, x + ts] \cap \mathbb{N}.$$

The recursion is given by  $f(n, x_0, x_1) = \max\{x_0/s, (L - x_1)/s\}$  and  $f(j, x_0, x_1) = \min\{F_1, F_2, F_3, F_4\}$  for  $j < n$ , where

$$\begin{aligned} F_1 &= \frac{|x_0 - l_{j+1}|}{s} + |r_{j+1} - l_{j+1}| + \min_{x \in \Gamma_1(x_1, r_{j+1}, t)} f(j + 1, r_{j+1}, x), \\ F_2 &= \frac{|x_0 - r_{j+1}|}{s} + |r_{j+1} - l_{j+1}| + \min_{x \in \Gamma_1(x_1, l_{j+1}, t)} f(j + 1, l_{j+1}, x), \\ F_3 &= \frac{|x_1 - l_{j+1}|}{s} + |r_{j+1} - l_{j+1}| + \min_{x \in \Gamma_0(x_0, r_{j+1}, t)} f(j + 1, x, r_{j+1}), \\ F_4 &= \frac{|x_1 - r_{j+1}|}{s} + |r_{j+1} - l_{j+1}| + \min_{x \in \Gamma_0(x_0, l_{j+1}, t)} f(j + 1, x, l_{j+1}) \end{aligned}$$

Thus, computing  $f(0, 0, L)$  does not require more than  $O(nL^3)$  time, which is pseudo-polynomial with respect to the instance size.  $\square$

**Remark 1.** *If the travel speed is rational, say  $s = a/b$  for integers  $a \geq b$ , then multiplying through with  $b$  and repeating the proof of Theorem 8, we obtain an optimal solution in time  $O(n(bL)^3)$ .*

## 6 Reclaimer Scheduling With Positioning Decisions

### 6.1 No precedence constraints

#### 6.1.1 Single reclaimer

**Theorem 9.** *Positioning stockpiles and simultaneously determining an optimal schedule for a single reclaimer is NP-hard.*

*Proof.* Reduction from PARTITION to an instance with pad length  $L = 2B$ . We map each element  $a_i$  to a stockpile  $i$  of length  $a_i$  and set  $s = 1$ . PARTITION has a solution if and only if the stockpiles can be divided over the two pads in such a way that they take up an equal amount of space, i.e., if the makespan is equal to  $2B$ .  $\square$

#### 6.1.2 Two reclaimers

**Theorem 10.** *Positioning stockpiles and simultaneously determining an optimal schedule for two reclaimers is NP-hard.*

*Proof.* Reduction from PARTITION to an instance with pad length  $L = 2B$ . We map each element  $a_i$  to a stockpile  $i$  of length  $a_i$ , add two dummy stockpiles each with length  $B$ , and set  $s = 1$ . PARTITION has a solution if and only if the stockpiles can be divided equally over the two reclaimers and equally over the two pads in such a way that they take up an equal amount of space, i.e., if the makespan (for both reclaimers) is equal to  $2B$ .  $\square$

### 6.2 Precedence constraints

#### 6.2.1 Single reclaimer

Note that our problem is feasible only if it is possible to place all stockpiles on the two pads. An obvious necessary condition is that the sum of all stockpile lengths is at most  $2L$ . This is clearly not sufficient, as  $p_1 = p_2 = p_3 = 6$  and  $L = 10$  give an infeasible instance, and if the sum of the stockpile lengths is equal to  $2L$  then it is actually NP-hard to decide if the instance is feasible. With the stronger assumption that  $p_1 + \dots + p_n \leq 3L/2$  the problem is always feasible, and in fact we can find an optimal solution as follows. Let  $P = p_1 + \dots + p_n$  be the sum of all stockpile lengths, and let

$$P^t = \sum_{i=1}^t p_i, \quad \bar{P}^t = \sum_{i=t+1}^n p_i = P - P^t$$

for  $t \in \{0, \dots, n\}$ . Let  $k$  be the unique index with  $P^{k-1} \leq \bar{P}^k$  and  $P^k > \bar{P}^{k+1}$ . The stockpiles are positioned as follows.

**Case 1.**  $\min\{P^k, \bar{P}^{k-1}\} \leq L$ . If  $P^k < \bar{P}^{k-1}$ , then place stockpiles  $1, \dots, k$  on pad  $P_1$ , one after the other starting from 0 and place stockpiles  $k+1, \dots, n$  on pad  $P_2$ , one after the other in reverse order starting from 0. If  $P^k \geq \bar{P}^{k-1}$ , then place stockpiles  $1, \dots, k-1$  on pad  $P_1$ , one after the other starting from 0 and place stockpiles  $k, \dots, n$  on pad  $P_2$ , one after the other in reverse order starting from 0. The stockpiles on pad  $P_1$  are reclaimed from left to right and then the stockpiles on pad  $P_2$  are reclaimed from right to left.

**Case 2.**  $\min\{P^k, \bar{P}^{k-1}\} > L$ . In this case  $p_k > \max\{L/2, P^{k-1}, \bar{P}^k\}$  and  $P - p_k < L$  (because we have assumed that  $P \leq 3L/2$ ). Place stockpiles  $1, \dots, k-1$  on pad  $P_1$ , one after the other starting from 0, followed by  $k+1, \dots, n$  also on pad  $P_1$ , one after the other in reverse order starting from  $P - p_k$ . Place stockpile  $k$  on pad  $P_2$  starting from  $\max\{P - 2p_k, 0\}$ . The stockpiles  $1, \dots, k$  are reclaimed from left to right, and the stockpiles  $k+1, \dots, n$  are reclaimed from right to left.

---

**Algorithm 2** Forward-Backward positioning
 

---

```

if  $\min\{P^k, \bar{P}^{k-1}\} \leq L$  then
  if  $P^k < \bar{P}^{k-1}$  then
    for  $i = 1, \dots, k$  do  $(l_i, r_i) \leftarrow (P^{i-1}, P^i)$  (on pad 1)
    for  $i = k + 1, \dots, n$  do  $(l_i, r_i) \leftarrow (\bar{P}^i, \bar{P}^{i-1})$  (on pad 2)
  else
    for  $i = 1, \dots, k - 1$  do  $(l_i, r_i) \leftarrow (P^{i-1}, P^i)$  (on pad 1)
    for  $i = k, \dots, n$  do  $(l_i, r_i) \leftarrow (\bar{P}^i, \bar{P}^{i-1})$  (on pad 2)
else
  for  $i = 1, \dots, k - 1$  do  $(l_i, r_i) \leftarrow (P^{i-1}, P^i)$  (on pad 1)
  for  $i = k + 1, \dots, n$  do  $(l_i, r_i) \leftarrow (P^{k-1} + \bar{P}^i, P^{k-1} + \bar{P}^{i-1})$  (on pad 1)
   $(l_k, r_k) \leftarrow (\max\{P - 2p_k, 0\}, \max\{P - p_k, p_k\})$  (on pad 2)

```

---

The stockpile positions are described more precisely in Algorithm 2, and the schedule is completely determined by the positions and the given reclaim directions.

**Lemma 1.** *For instances with  $p_1 + \dots + p_n \leq 3L/2$ , the stockpile positions determined by Algorithm 2 with the reclaim directions described above achieve a makespan of*

$$C = P + \min_{0 \leq t \leq n} |P^t - \bar{P}^t| / s. \quad (7)$$

*Proof.* By definition  $k$  is the index for which the minimum in (7) is obtained. In Case 1, there is exactly one time interval in which the reclaimer moves without reclaiming anything, namely when it moves from  $r_k$  to  $r_{k+1}$  or from  $r_{k-1}$  to  $r_k$  between reclaiming the stockpiles on pad  $P_1$  and the stockpiles on pad  $P_2$ . This takes time  $|P^k - \bar{P}^k| / s$  and the result follows.

In Case 2, there are three time intervals in which the reclaimer moves without reclaiming anything, namely when it moves (1) from  $r_{k-1}$  to  $l_k$ , (2) from  $r_k$  to  $r_{k+1}$  and (3) from  $l_n$  to 0. These travel time intervals have lengths

$$\begin{aligned}
 &P^{k-1} - \max\{P - 2p_k, 0\}, \\
 &\max\{p_k - (P - p_k), 0\} = \max\{2p_k - P, 0\}, \\
 &P^{k-1},
 \end{aligned}$$

and this yields a makespan

$$C = P + \frac{P^{k-1} - P + 2p_k + P^{k-1}}{s} = P + \frac{2P^k - P}{s} = P + \frac{P^k - \bar{P}^k}{s}. \quad \square$$

The next lemma states that the RHS of (7) is a lower bound on the makespan.

**Lemma 2.** *For any placement of the stockpiles and any feasible reclaimer schedule, the makespan  $C$  satisfies*

$$C \geq P + \min_{0 \leq k \leq n} |P^k - \bar{P}^k| / s.$$

*Proof.* Suppose we have an optimal stockpile placement together with an optimal reclaimer schedule. Let  $x_1$  be the rightmost point reached by the reclaimer, and let  $t_1$  be the time when  $x_1$  is reached for the first time. Let  $I$  be the set of stockpiles whose reclaiming is at or before time  $t_1$  and let  $J$  be the set of stockpiles whose reclaiming is finished after time  $t_1$ . Clearly  $I = \{1, \dots, k\}$  for some  $k$ , where  $k = 0$  corresponds to  $I = \emptyset$ . The sets  $I$  and  $J$  can be partitioned according to

the pads on which the stockpiles are placed:  $I = I_1 \cup I_2$  where  $I_1$  contains the stockpiles on pad  $P_1$ , and  $I_2$  contains the stockpiles on pad  $P_2$ , and similarly for  $J = J_1 \cup J_2$ . Let

$$X_i = \bigcup_{j \in I_i} [l_j, r_j], \quad Y_i = \bigcup_{j \in J_i} [l_j, r_j]$$

for  $i \in \{1, 2\}$ . Recall that the total length of a set  $X \subseteq [0, L]$  is denoted by  $\ell(X)$ . The total stockpile length equals

$$P = \ell(X_1) + \ell(X_2) + \ell(Y_1) + \ell(Y_2). \quad (8)$$

Between  $t = 0$  and  $t = t_1$  the reclaimer has to visit (1) the set  $X_1 \Delta X_2$  while reclaiming, (2) the set  $X_1 \cap X_2$  twice while reclaiming and at least once while moving without reclaiming, (3) the set  $[0, x_1] \setminus (X_1 \cup X_2)$  at least once without reclaiming. This yields

$$\begin{aligned} t_1 &\geq \ell(X_1) + \ell(X_2) + \frac{\ell(X_1 \cap X_2) + x_1 - \ell(X_1 \cup X_2)}{s} \\ &= \ell(X_1) + \ell(X_2) + \frac{x_1 - \ell(X_1) - \ell(X_2) + 2\ell(X_1 \cap X_2)}{s}. \end{aligned}$$

Applying the same argument to the time interval  $[t_1, C]$  and the sets  $Y_1$  and  $Y_2$ , we have

$$C - t_1 \geq \ell(Y_1) + \ell(Y_2) + \frac{x_1 - \ell(Y_1) - \ell(Y_2) + 2\ell(Y_1 \cap Y_2)}{s}.$$

Adding these two inequalities, taking into account (8), we obtain

$$C \geq P + \frac{2(x_1 + \ell(X_1 \cap X_2) + \ell(Y_1 \cap Y_2)) - P}{s}.$$

Using  $x_1 + \ell(X_1 \cap X_2) \geq \ell(X_1) + \ell(X_2) = P^k$  and  $x_1 + \ell(Y_1 \cap Y_2) \geq \ell(Y_1) + \ell(Y_2) = \overline{P}^k$ , we obtain

$$C \geq P + \frac{2 \max\{P^k, \overline{P}^k\} - P}{s} = P + \left| P^k - \overline{P}^k \right| / s. \quad \square$$

From Algorithm 2, and Lemmas 1 and 2 we get the following theorem.

**Theorem 11.** *If the sum of the stockpile lengths is at most  $3L/2$  then the problem of finding optimal stockpile positions and a corresponding schedule for a single reclaimer can be solved in time  $O(n)$ .*

### 6.2.2 Two reclaimers

**Theorem 12.** *Positioning stockpiles and simultaneously determining an optimal schedule for two reclaimers when the stockpiles have to be reclaimed in a given order is NP-hard.*

To prove the NP-hardness we use 1,6-PARTITION, the following variation of PARTITION:

**1,6-Partition.** Given a set  $A = \{a_1, \dots, a_n\}$  of positive integers with  $\sum_{i=1}^n a_i = 7B$ , can the set  $A$  be partitioned into two disjoint subsets  $A_1$  and  $A_2$  such that  $\sum_{a_i \in A_1} a_i = B$  and  $\sum_{a_i \in A_2} a_i = 6B$ ?

We illustrate the idea of the proof with the following example.

**Example 3.** Consider the following instance of 1,6-PARTITION: a set  $A = \{a_1, \dots, a_n\} = \{5, 1, 6, 1, 1, 7\}$  with  $\sum_{i=1}^n a_i = 7B = 21$ , i.e.,  $B = 3$ . Create the following instance of the reclaimer scheduling problem: pad length  $L = 108$ , traveling speed  $s = 3$ , and a set of  $n + 4 = 10$  stockpiles of lengths 30, 87, 3, 21, 5, 1, 6, 1, 1, 7, respectively, to be reclaimed in that order. Note that four special stockpiles have been added that have to be reclaimed first.

An obvious lower bound on the objective function value is 162, the sum of the reclaim times of the stockpiles. Next consider the stockpile placements and reclaimer assignments shown in

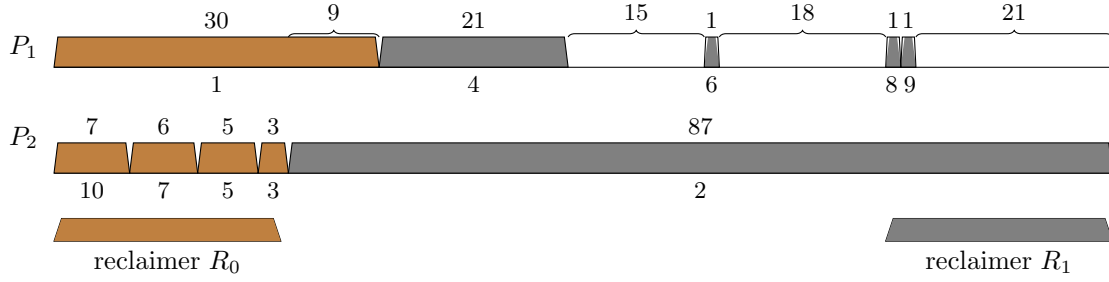


Figure 8: Stockpile positions and reclaimer assignment (indicated by colors) for the reclaimer scheduling instance in Example 3. The numbers above the stockpiles are their lengths, and the numbers below the stockpiles indicate their position in the precedence order.

Figure 8, i.e., stockpiles 1 and 3 together with stockpiles 5, 7, and 10 are assigned to  $R_0$  and stockpiles 2 and 4 together with stockpiles 6, 8, and 9 are assigned to  $R_1$ . Furthermore, let  $R_0$  reclaim stockpile 1 going out and stockpiles 3, 5, 7, and 10 coming back, and let  $R_1$  reclaim stockpile 2 going out and stockpiles 4, 6, 8, and 9 coming back.

Observe that  $R_1$  can complete the reclaiming of stockpile 4 at time  $30 + 87 + 3 + 21 = 141$  (the value 3 corresponds to the travel time required to go from the left-most point of stockpile 2 to the right-most point of stockpile 4). Furthermore, observe that the remaining reclaim time assigned to Reclaimer  $R_1$  is 3 and that Reclaimer  $R_1$  also has to travel  $108 - 30 - 21 - 3 = 54$  to get back to its starting position, which takes 18 for a total of  $3 + 18 = 21$ . So Reclaimer  $R_1$  can return at time 162 if and only if it does not incur any waiting time, i.e., it can start reclaiming stockpiles 6, 8, and 9 as soon as it reaches their left-most point. Their positions are chosen precisely to make this happen. For example, the left-most position of stockpile 6 is 66, i.e., 15 away from 51, which implies that while  $R_0$  is reclaiming stockpile 5, which takes 5, reclaimer  $R_1$  can move from the right-most position of stockpile 4 to the left-most position of stockpile 6. While  $R_1$  reclaims stockpile 6, reclaimer  $R_0$  waits at the right-most position of stockpile 7. And so on. Finally, observe that the stockpiles 6, 8, and 9 correspond to a subset  $A_1$  with  $\sum_{a_i \in A_1} a_i = 1 + 1 + 1 = 3 = B$  and the stockpiles 5, 7, and 10 correspond to a subset  $A_2$  with  $\sum_{a_i \in A_2} a_i = 5 + 6 + 7 = 18 = 6B$ .

More generally, for an instance of 1,6-PARTITION, we create a corresponding instance of the reclaimer scheduling problem with pad length  $L = 36B$ , traveling speed  $s = 3$ , and a set of  $n + 4$  stockpiles of lengths  $10B, 29B, B, 7B, a_1, \dots, a_n$ , respectively, to be reclaimed in that order. We will show that the instance is a yes-instance of 1,6-PARTITION if and only if there exists a reclaimer schedule in which both reclaimers return to their starting positions at time  $54B$ .

*Proof.* Suppose the instance of 1,6-PARTITION is a yes-instance, then the placements and assignments shown in Figure 9, i.e., stockpiles 1 and 3 together with the stockpiles corresponding to the subset  $A_1$  are assigned to  $R_0$  and stockpiles 2 and 4 together with the stockpiles corresponding to the subset  $A_2$  are assigned to  $R_1$ ,  $(l_1, r_1) = (0, 10B)$ ,  $(l_2, r_2) = (7B, 36B)$ ,  $(l_3, r_3) = (6B, 7B)$ , and  $(l_4, r_4) = (10B, 17B)$ , the stockpiles in  $A_2$  are placed on pad  $P_2$  in the interval  $[0, 6B]$  and the stockpiles in  $A_1$  are placed on pad  $P_1$  in the interval  $[17B, 36B]$  in such a way that the distance between two consecutive stockpiles  $i$  and  $j$  is  $3 \sum_{k=i+1}^{j-1} a_k$ . It can easily be verified that schedule  $S^*$  has an objective function value equal to the lower bound of  $54B$ .

Next, we prove that lower bound of  $54B$  is not achievable if (1) stockpiles 1, 2, 3, and 4 are placed differently or (2) the instance of 1,6-PARTITION is a no-instance.

First, observe that to achieve the lower bound there cannot be any time between the end of the reclaiming of one stockpile and the start of the reclaiming of the next stockpile. Furthermore, w.l.o.g., we can assume that stockpile 1 is assigned to  $R_0$  with placement  $(l_1, r_1) = (0, 10B)$ .

**Claim 1: The lower bound of  $54B$  cannot be achieved if stockpiles 1 and 2 are assigned to the same reclaimer.**



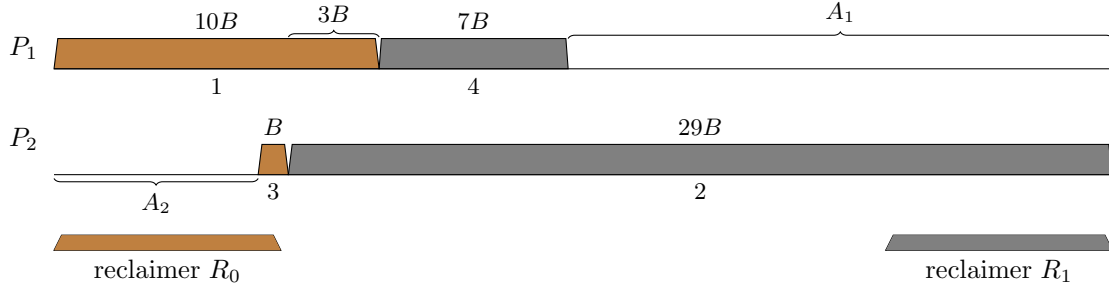


Figure 9: Stockpile positions and reclaimer assignment (indicated by colors) for the reclaimer scheduling instance in the proof of Theorem 12.

This is obvious because the stockpiles cannot fit together on a single path and have different lengths. Therefore, stockpile 2 has to be assigned to  $R_1$  and placed on pad  $P_2$ . It also follows that stockpile 2 has to be reclaimed from right to left.

**Claim 2: The lower bound of  $54B$  cannot be achieved if stockpile 3 is assigned to  $R_1$  or stockpile 4 to  $R_0$ .**

To avoid time between the end of reclaiming of stockpile 2 and the start of reclaiming of stockpile 3, stockpile 3 has to be placed on pad  $P_2$  to the left of stockpile 2. As a consequence, stockpile 4 has to be placed on pad  $P_1$ , because there is not enough space left to place it on pad  $P_2$ . As a result, stockpile 3 and stockpile 4 cannot be reclaimed by the same reclaimer, because the right-most position of stockpile 3 will be less than or equal to  $7B$  and the left-most position of stockpile 4 will be greater than or equal to  $10B$ . Furthermore, if stockpile 4 would be assigned to Reclaimer  $R_0$ , then, because Reclaimer  $R_0$  always has to be to the left of Reclaimer  $R_1$ , it is unavoidable to incur travel time before the start of the reclaiming of stockpile 4. Thus, stockpile 4 has to be assigned to  $R_1$  and stockpile 3 to  $R_0$ .

**Claim 3: The lower bound of  $54B$  cannot be achieved unless the travel time between  $l_2$  and  $l_4$  is exactly  $B$ .**

Since  $l_2 \leq 7B$  and  $l_4 \geq 10B$ , we have  $\frac{l_4 - l_2}{3} \geq B$ . Since stockpile 3 has length  $B$  and has to be reclaimed between stockpile 2 and 4, if  $l_4 > 10B$  or  $l_2 < 7B$ , then there will be travel time of at least  $\frac{l_4 - l_2 - B}{3}$  in the schedule.

From the above three claims it follows that to be able to achieve the lower bound of  $54B$ , stockpiles 1 and 3 have to be assigned to  $R_0$ , stockpiles 2 and 4 have to be assigned to  $R_1$ , and the four stockpiles have to be placed as follows:  $(l_1, r_1) = (0, 10B)$ ,  $(l_2, r_2) = (7B, 36B)$ ,  $(l_3, r_3) = (6B, 7B)$ , and  $(l_4, r_4) = (10B, 17B)$ .

**Claim 4: The lower bound of  $54B$  is achievable iff the instance of 1,6-Partition is a yes-instance.**

Observe that  $R_1$  can complete the reclaiming of stockpile 4 at time  $47B$  and at that time will be at position  $17B$ . The remaining space of  $19B$  on pad  $P_1$  has to be allocated to stockpiles, say  $x$ , and unoccupied space, say  $y$ . To reach its starting position at or before time  $54B$ , the time spend on reclaiming, i.e.,  $x$ , and the time spend on traveling, i.e.,  $y/3$  should be less than or equal to  $7B$ . Thus, we have

$$\begin{aligned} x + y &= 19B \\ 3x + y &\leq 21B, \end{aligned}$$

which implies  $x \leq B$ , i.e., the stockpiles placed on pad  $P_1$  should take up no more space than  $B$ . However, given that the remaining space available for the placement of stockpiles on pad  $P_2$  is  $6B$ , this implies that the stockpiles corresponding to  $a_1, a_2, \dots, a_n$  with  $\sum_{j=1}^n a_j = 7B$  have to

be partitioned into two subsets  $A_1$  and  $A_2$  with  $\sum_{a_i \in A_1} a_i = B$  and  $\sum_{a_i \in A_2} a_i = 6B$ , i.e., the instance of 1,6-PARTITION is a yes-instance.  $\square$

## 7 Final Remarks

We have studied a number of variants of an abstract scheduling problem inspired by the scheduling of reclaimers in the stockyard of a coal export terminal. We leave the following open question for future work.

1. For the following problems, we used reduction from PARTITION to prove that they are NP-hard, but we did not decide if they are strongly NP-hard.
  - Find an optimal schedule for two reclaimers with given stockpile positions and arbitrary reclaim order (Theorem 2).
  - Find an optimal schedule for two reclaimers with given stockpile positions and given assignment of stockpiles to reclaimers (Theorem 6).
  - Find optimal stockpile positions and reclaimer schedules for two reclaimers with arbitrary reclaim order (Theorem 10).
  - Find optimal stockpile positions and reclaimer schedules for two reclaimers with given reclaim order (Theorem 12).

We conjecture that these problems are not strongly NP-hard.

2. We described a pseudo-polynomial algorithm for the problem to schedule two reclaimers for given stockpile positions and given reclaim order (Theorem 8). We conjecture that this problem can actually be solved in polynomial time.

One important aspect of the real-life reclaimer scheduling problem, which is ignored so far, is its dynamic nature. Vessels arrive over time, and, as a result, the stockpiles that need be stacked and reclaimed are not all known at the start of the planning horizon (and do not all fit together on the pads). We are currently investigating multi-vessel variants of the problems studied in this paper that explicitly take into account the time dimension of the reclaimer scheduling problem.

## References

- Bierwirth, C. and F. Meisel (2009). A fast heuristic for quay crane scheduling with interference constraints. *Journal of Scheduling* 12(4), 345–360.
- Bierwirth, C. and F. Meisel (2010). A survey of berth allocation and quay crane scheduling problems in container terminals. *European Journal of Operational Research* 202(3), 615–627.
- Boland, N., D. Gulczynski, and M. Savelsbergh (2012). A stockyard planning problem. *EURO Journal on Transportation and Logistics* 1(3), 197–236.
- Daganzo, C. F. (1989). The crane scheduling problem. *Transportation Research Part B: Methodological* 23(3), 159–175.
- Hu, D. and Z. Yao (2012, November). Stacker-reclaimer scheduling in a dry bulk terminal. *Int. J. Comput. Integr. Manuf.* 25(11), 1047–1058.
- Kim, K. H. and Y.-M. Park (2004). A crane scheduling method for port container terminals. *European Journal of operational research* 156(3), 752–768.
- Kim, K. Y. and K. H. Kim (1999). A routing algorithm for a single straddle carrier to load export containers onto a containership. *International Journal of Production Economics* 59(1), 425–433.

- Kim, K. Y. and K. H. Kim (2003). Heuristic algorithms for routing yard-side equipment for minimizing loading times in container terminals. *Naval Research Logistics (NRL)* 50(5), 498–514.
- Legato, P., R. Trunfio, and F. Meisel (2012). Modeling and solving rich quay crane scheduling problems. *Computers & Operations Research* 39(9), 2063–2078.
- Lim, A., B. Rodrigues, and Z. Xu (2007). A m-parallel crane scheduling problem with a non-crossing constraint. *Naval Research Logistics (NRL)* 54(2), 115–127.
- Liu, J., Y.-w. Wan, and L. Wang (2006). Quay crane scheduling at container terminals to minimize the maximum relative tardiness of vessel departures. *Naval Research Logistics (NRL)* 53(1), 60–74.
- Moccia, L., J.-F. Cordeau, M. Gaudioso, and G. Laporte (2006). A branch-and-cut algorithm for the quay crane scheduling problem in a container terminal. *Naval Research Logistics (NRL)* 53(1), 45–59.
- Ng, W. (2005). Crane scheduling in container yards with inter-crane interference. *European Journal of Operational Research* 164(1), 64–78.
- Ng, W. C. and K. L. Mak (2005a). An effective heuristic for scheduling a yard crane to handle jobs with different ready times. *Engineering Optimization* 37(8), 867–877.
- Ng, W. C. and K. L. Mak (2005b). Yard crane scheduling in port container terminals. *Applied Mathematical Modelling* 29(3), 263–276.
- Ng, W. C. and K. L. Mak (2006). Quay crane scheduling in container terminals. *Engineering Optimization* 38(6), 723–737.
- Petering, M. E. (2009). Effect of block width and storage yard layout on marine container terminal performance. *Transportation Research Part E: Logistics and Transportation Review* 45(4), 591–610.
- Peterkofsky, R. I. and C. F. Daganzo (1990). A branch and bound solution method for the crane scheduling problem. *Transportation Research Part B: Methodological* 24(3), 159–172.
- Psaraftis, H. N., M. M. Solomon, T. L. Magnanti, and T.-U. Kim (1990). Routing and scheduling on a shoreline with release times. *Management Science* 36(2), 212–223.
- Sun, D. and L. Tang (2013). Benders approach for the raw material transportation scheduling problem in steel industry. In *Control and Automation (ICCA), 2013 10th IEEE International Conference on*, pp. 481–484.
- Tsitsiklis, J. N. (1992). Special cases of traveling salesman and repairman problems with time windows. *Networks* 22(3), 263–282.
- Zhang, C., Y.-w. Wan, J. Liu, and R. J. Linn (2002). Dynamic crane deployment in container storage yards. *Transportation Research Part B: Methodological* 36(6), 537–555.
- Zhu, Y. and A. Lim (2006). Crane scheduling with non-crossing constraint. *The Journal of the Operational Research Society* 57(12), 1464–1471.